

Part number

FM GD 35



Din-rail EN 60715, FM series, for 4272 boards



Product description		Material properties	
Product type	Din-rail EN 60715	Colour	RAL 7035 grey
Series	FM	General ordering information	
Specification	For FM 4272 boards	EAN13 code	8015747048187
Further technical details		Packaging Information	
Operating temperature range (min, max)	-40°C ... +125°C	Sub-packaging description	Plastic bag
		Sub-packaging quantity	5 Pcs
		Sub-packaging EAN barcode	8015747099455

Part number

FM GD 35




Catalogue drawings

FM complementary parts and accessories



Box system carrying handle
Climbing irons for box fixing



DIN-rail EN 60715 - Insulated terminal block
Collar - Screws kit - Adhesive label



Description

Part No.

Part No.

Box system carrying handle
- For 3236, 2451, 3251, 3221 and 4272 boards

FM 32 MT

Climbing irons for external wall mounting
- For 3236, 2451, 3251, 3221 and 4272 boards

BC SFT

Sized DIN-rail EN 60715 (35 mm)
With back plates for the positioning at different depths and fixing screws
- For 2451 boards
- For 3236, 3251, 3221 boards
- For 4272 boards

FM GD 18
FM GD 25
FM GD 35

Insulated terminal block, 3 P 25 mm² + 10 P 10 mm²
- For neutral and/or ground, compliant with EN 60998-2-1, stackable (up to 2 units)

FM 2510 MI

collar
- for format 1043 box system

FM 1043 CO

screws kit
- for mounting sockets PQ-PI-PQF-PIF series

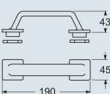
FM 416

adhesive label
- for the identification of the mounted modular devices

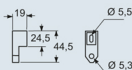
FM 18 ET

Dimensions in mm

FM 32 MT

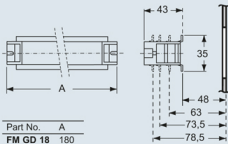


BC SFT



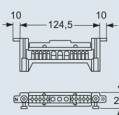
Dimensions in mm

FM GDxx



Part No.	A
FM GD 18	180
FM GD 25	255
FM GD 35	355

FM 2510 MI



Dimensions indicated are not binding and may be changed without prior notice.