


Part number

KI 3264 EB6



Interlocked switched socket-outlet, EB6 series,
3 poles + PE, 6 h (red), 32 A, 380 ÷ 415 V,
without fuse-carrier

Product description		Material properties	
Product type	Interlocked switched socket-outlet	Colour	RAL 7035 grey, RAL 3000 red
Series	KI...EB6	RoHs conformity	Compliant with exemption 6(c): copper alloy containing up to 4% lead by weight
N. of poles	3 poles + 	China RoHs - EFUP	50
Clock position	6	REACH SVHC substances	Yes
Size	143x343 fixing plates FC xx53 TB	Lead	Lead
Cable entry	M25	SCIP number	Ce861c8d-b979-403b-96d9-80aef6dc281d
Specification	Without fuse-carrier	Approvals / Standards	
Technical data		Reference standard	EN 60309-1, -2 e -4
Current	32 A	General ordering information	
Voltage	380 ÷ 415 V	EAN13 code	8015747192613
IP degree of protection	IP66	Packaging Information	
Further technical details		Packaging length	560,00 mm
Weight	1.000,00 g	Packaging height	330,00 mm
Operating temperature range (min, max)	-25°C ... +40°C	Packaging width	270,00 mm
IK rating (impact degree of protection)	IK10	Packaging weight	9,93 kg
		Packaging volume	49,90 dm ³
		Packaging description	Carton box
		Packaging quantity	8 Pcs
		Packaging EAN code	8015747196598
		Sub-packaging length	270,00 mm
		Sub-packaging height	125,00 mm
		Sub-packaging width	120,00 mm
		Sub-packaging weight	1,24 kg
		Sub-packaging volume	4,05 dm ³
		Sub-packaging description	Carton box
		Sub-packaging quantity	1 Pcs
		Sub-packaging EAN barcode	8015747192729

KI .. EB6 interlocked socket-outlets without fuse carrier

















































- Compliant with EN 60309-1, 2 e 4
- Enclosures and inserts in insulating self-extinguishing thermoplastic material, RAL 7035 grey
- 16A and 32A types with spring lid
- Factory installed internal wiring
- Cable entry with threaded metric opening
- "ZG" series switch, with 32A rating
- Mechanical interlock that prevents:
the switch from being turned on without the plug inserted and the plug from being removed while the switch is on
- Lockable switch
- Inspection panel, openable only when the switch is off.

16A
IP66 degree of protection



32A
IP66 degree of protection



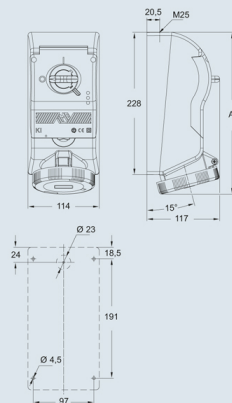
Poses	Frequency Hz	Voltage V	Earthing contact position h	Part No.	Colour	Part No.	Colour
2P+Ⓢ	50 and 60	100 + 130	4	KI 1643 EB6		KI 3243 EB6	
	50 and 60	200 + 250	6	KI 1663 EB6		KI 3263 EB6	
	50 and 60	380 + 415	9	KI 1693 EB6		KI 3293 EB6	
	50 and 60	480 + 500	7	KI 1673 EB6		KI 3273 EB6	
	50 and 60	line transformer	12	KI 16123 EB6		KI 32123 EB6	
	> 300 + 500	> 50	2	KI 1623 EB6		KI 3223 EB6	
	c.c.	> 50 + 250	3	KI 1633 EB6		KI 3233 EB6	
3P+Ⓢ	50 and 60	100 + 130	4	KI 1644 EB6		KI 3244 EB6	
	50 and 60	200 + 250	6	KI 1664 EB6		KI 3264 EB6	
	50 and 60	380 + 415	9	KI 1664 EB6		KI 3264 EB6	
	60	440 + 460	11	KI 16114 EB6		KI 32114 EB6	
	50 and 60	480 + 500	7	KI 1674 EB6		KI 3274 EB6	
	50	380	9	KI 1634 EB6		KI 3234 EB6	
	60	440	3	KI 1634 EB6		KI 3234 EB6	
	100 + 300	> 50	10	KI 16104 EB6		KI 32104 EB6	
	> 300 + 500	> 50	2	KI 1624 EB6		KI 3224 EB6	
3P+N+Ⓢ	50 and 60	57/100 + 75/130	4	KI 1645 EB6		KI 3245 EB6	
	50 and 60	120/208 + 144/250	9	KI 1695 EB6		KI 3295 EB6	
	50 and 60	200/346 + 240/415	6	KI 1665 EB6		KI 3265 EB6	
	50 and 60	27/449 + 286/500	7	KI 1675 EB6		KI 3275 EB6	
	60	250/440 + 286/460	11	KI 16115 EB6		KI 32115 EB6	
	50	220/380	3	KI 1635 EB6		KI 3235 EB6	
	50	250/440	3	KI 1635 EB6		KI 3235 EB6	
	> 300 + 500	> 50	2	KI 1625 EB6		KI 3225 EB6	

Legend

A.V. = Colour according to voltage

*) Green may be used together with the colour of the operating range for frequencies above 60 Hz and up to a maximum of 500 Hz

Dimensions in mm



Dimensions indicated are not binding and may be changed without prior notice.

	poles	A
16A	2P+⊕	252
	3P+⊕	252
	3P+N+⊕	252
32A	2P+⊕	260
	3P+⊕	260
	3P+N+⊕	260

Notes

Dimensions shown in mm are not binding and may be changed without notice.

- Compliant with EN 60309-1, 2 e 4
- Enclosures and inserts in insulating self-extinguishing thermoplastic material, RAL 7035 grey
- 16A and 32A types with spring lid
- Factory installed internal wiring

- Cable entry with threaded metric opening
- "ZG" series switch, with 32A rating
- Mechanical interlock that prevents: the switch from being turned on without the plug inserted and the plug from being removed while the switch is on
- Lockable switch
- Inspection panel, openable only when the switch is off.