

Part number

FM GD 35



Din-rail EN 60715, FM series, for 4272 boards



Product description		Material properties	
Product type	Din-rail EN 60715	Colour	RAL 7035 grey
Series	FM	General ordering information	
Specification	For FM 4272 boards	EAN13 code	8015747048187
Further technical details		Packaging Information	
Operating temperature range (min, max)	-40°C ... +125°C	Sub-packaging description	Plastic bag
		Sub-packaging quantity	5 Pcs
		Sub-packaging EAN barcode	8015747099455

Part number

FM GD 35



Catalogue drawings

FM complementary parts and accessories



Box system carrying handle
Climbing irons for box fixing



DIN-rail EN 60715 - Insulated terminal block
Collar - Screws kit - Adhesive label



Description

Part No.

Part No.

Box system carrying handle
- For 3236, 2451, 3251, 3221 and 4272 boards

FM 32 MT

Climbing irons for external wall mounting
- For 3236, 2451, 3251, 3221 and 4272 boards

BC SFT

Sized DIN-rail EN 60715 (35 mm)
With back plates for the positioning at different depths and fixing screws
- For 2451 boards
- For 3236, 3251, 3221 boards
- For 4272 boards

FM GD 18
FM GD 25
FM GD 35

Insulated terminal block, 3 P 25 mm² + 10 P 10 mm²
- For neutral and/or ground, compliant with EN 60998-2-1, stackable (up to 2 units)

FM 2510 MI

collar
- for format 1043 box system

FM 1043 CO

screws kit
- for mounting sockets PQ-PI-PQF-PIF series

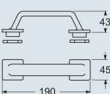
FM 416

adhesive label
- for the identification of the mounted modular devices

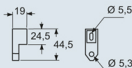
FM 18 ET

Dimensions in mm

FM 32 MT

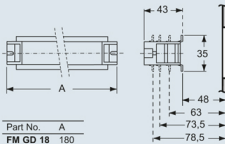


BC SFT



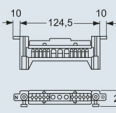
Dimensions in mm

FM GDxx



Part No.	A
FM GD 18	180
FM GD 25	255
FM GD 35	355

FM 2510 MI



Dimensions indicated are not binding and may be changed without prior notice.

Notes

Dimensions shown in mm are not binding and may be changed without notice.