



Part number

CDSM 42 N



Male insert, CDS series, spring terminal connection, 42 poles + PE (43-84), 10 A 400 V 6 kV 3, size "104.62"

Product description

Product type	Insert
Series	CDS
Connection type	Spring terminal connection
Gender	Male
N. of poles	84 poles + 
Size	Size 104.62

Technical data

Current	10 A
Voltage	400 V
Rated impulse withstand voltage	6 kV
Pollution degree	3
Rated voltage according to UL/CSA	600 V
Wire cross-section	0,14 mm ² - 2,50 mm ²
AWG size	26 - 14
Contact type	Turned silver plated
Pole numbering system	43-84
IP degree of protection	IP20 without enclosure, IP65/IP66 with enclosure

Further technical details

Characteristics according to EN 61984	10A 400V 6kV 3; 10A 400/690V 6kV 2
Mating cycles	≥ 500
Insulation resistance	≥ 10 GΩ
Contact resistance	≤ 3 mΩ
Weight	115,00 g
Operating temperature range (min, max)	-40 °C ... +125 °C
Conductors stripping length	9...11 mm
UL 94 flammability rating	V-0

Material properties

Main material	Polycarbonate (PC)
Colour	RAL 7032 grey
RoHs conformity	Compliant with exemption 6(c): copper alloy containing up to 4% lead by weight
China RoHs - EFUP	50
REACH SVHC substances	Yes Lead
SCIP number	1a9c93ff-0445-4a16-81e3-1609ac5274d6

Approvals / Standards

Reference standard	EN 61984:2009-06
Certifications	CSA, CQC, DNV, BV, EAC
UL	ECBT2
cUL	ECBT8

General ordering information

EAN13 code	8015747195560
ETIM 7.0	EC000438

Packaging Information

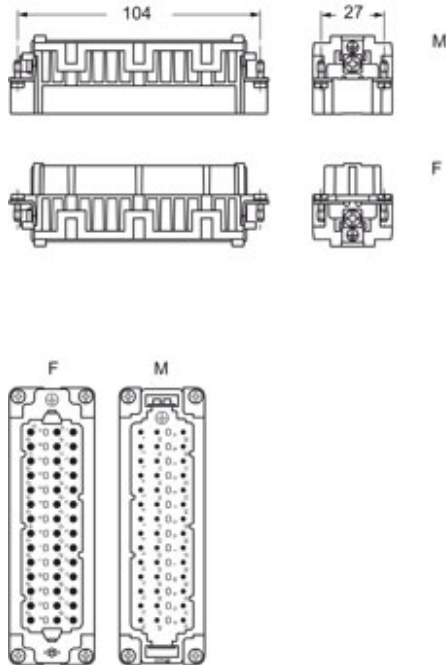
Packaging length	270,00 mm
Packaging height	75,00 mm
Packaging width	180,00 mm
Packaging weight	3,79 kg
Packaging volume	3,65 dm ³
Packaging description	Carton box
Packaging quantity	30 Pcs
Packaging EAN code	8015747195577
Sub-packaging length	113,00 mm
Sub-packaging height	36,00 mm
Sub-packaging width	180,00 mm
Sub-packaging weight	0,63 kg
Sub-packaging volume	0,73 dm ³
Sub-packaging description	Carton tray
Sub-packaging quantity	5 Pcs
Sub-packaging EAN barcode	8015747195584

Part number

CDSM 42 N



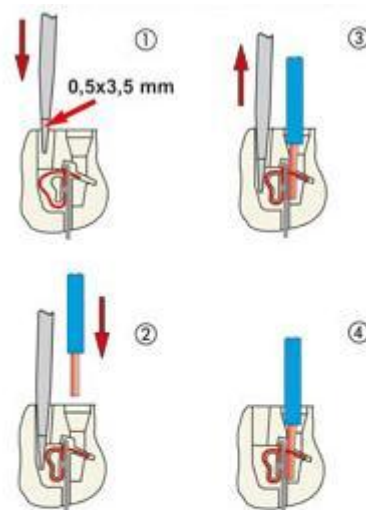
Catalogue drawings



Notes

CDSF/M 42 N inserts

- characteristics according to EN 61984:
10A 400V 6kV 3
 - insulation resistance: > 10 GOhm
 - ambient temperature limit: -40 °C ... +125 °C
 - made of self-extinguishing thermoplastic resin UL 94 V0
 - mechanical life: > 500 cycles
 - contact resistance: < 1 mOhm
 - inserts for conductors section:
0.14 - 2.5 mm² - AWG 26 - 14
 - for wires with crimped ferrule, usable section:
up to 1.5 mm² (AWG 16)
 - conductors stripping length: 9...11 mm
 - enclosures: size 104.62:
- C-TYPE IP65/IP66
W-TYPE for aggressive environment



Dimensions shown in mm are not binding and may be changed without notice.



Connection with spring terminal

CR CDS coding pin

California Proposition 65 Information



WARNING

This product can expose you to lead and its compounds, known to the State of California to cause cancer and/or reproductive toxicity. For more information go to www.P65Warnings.ca.gov.

California Proposition 65 Information



WARNING

This product can expose you to lead and its compounds, known to the State of California to cause cancer and/or reproductive toxicity. For more information go to www.P65Warnings.ca.gov.
