



Multipole connectors

S P A R E
P A R T S

THE TRADITION OF INNOVATION SINCE 1938

ILME designs and manufactures complete solutions for industrial connections.

Headquartered in Milan and with subsidiaries in the key countries driving the progress of automation, ILME is an industry leader in the main world markets.

People are vital to success and growth at ILME, sharing a passion for innovation, utmost responsibility and participation.

The Company is committed to developing technology in the areas that most impact the future of the industries it serves: high quality and safe cabling, research on the most suitable materials, rapid turnaround and readily available services while striving for energy saving and environmental safeguard.

COMMITMENT TO INDUSTRY

Technological innovation is the main pillar of ILME competitiveness.

In the electrical connection sector of industrial automation, characterized by the need for top performance and reliability, ILME is an acknowledged leader with its own patents and a global benchmark supplier of major companies worldwide.

ILME offers a fully integrated range of high-quality products and services for every type of connection to suit any application requirements.



AUTOMATION



RAILWAY



ENERGY



NAVAL



**FOOD
& BEVERAGE**



AGRONOMY



OUTDOOR



TRANSPORT



**LIGHT
& SOUND**



PLASTIC



CHEMICAL



AIRPORT



UNI EN ISO 9001: 2015
Design, manufacture and distribution of industrial electrical equipment (IAF 19)
Certificate No. 50 100 11133

IMPORTANT NOTES

Strictly tied to our general selling conditions

- 1 ILME designs and manufactures complete solutions for Heavy Duty electrical power connections.
The connector (although offered to the user as a variety of elements, usually inserts and enclosures, to allow the selection of the ideal combination) has been **designed as a complete connector** and tested to be compliant with the essential safety requirements of the EU Low Voltage Directive 2006/95/EC (2014/35/EU from April 20, 2016) and in particular the EN 61984 standard. The design of this “whole” system guarantees that every allowed combination of inserts, enclosures and accessories cannot result as improper.

- 2 The products in this catalogue alone cannot guarantee the best functionality upon installation, as this depends also on their correct **“putting into service”** which must be performed in compliance with the applicable system safety standards and according to the “rule of the art”. Therefore the effectiveness of the installation of the connector depends on the choices of the end user who must also take into account the following safety requirements.

- 3 Connectors must **not be connected or disconnected when live or under load**.

- 4 After wiring the inserts it is necessary to **verify the continuity of the protective earth connections**.

- 5 The **correct coupling of the inserts** is guaranteed only if they are installed (with the four fixing screws supplied*) inside the corresponding enclosures or onto compatible accessories in this catalogue. ILME S.p.A. is not responsible for any different application.

- 6 Wiring of **screw-type terminal connections** must be carried out applying the correct tightening torque in order to avoid false contacts or damage to the conductor, the screw or the terminal.

- 7 **Crimping tools** and **crimp contacts** used should preferably be supplied by the same manufacturer to avoid difficulties with the insertion and retention or damaging of the contacts themselves.

- 8 Correct wiring of **spring-clamp connection inserts** is guaranteed only when the correct screwdriver indicated in the specific catalogue, or possibly on the insert, is used**.

- 9 Avoid forcing the contacts during **connection and disconnection**. Connectors must be coupled and uncoupled in the axial direction with respect to the contacts, without bending and pulling the attached conductor bundles or cables.

- 10 Installation of two **inserts side by side**, in enclosures with two bays, must respect the polarity drawing marked on the insert (or the contact side view, as shown in this catalogue) to avoid inverted coupling.

- 11 Installation of two or more identical **connectors side by side** is recommended only with the use of **coding pins** in order to avoid mismatched couplings.

- 12 In order to keep the declared **degree of protection** (IP code according to EN 60529, or Enclosure Type Rating according to ANSI/UL 50E), enclosures must be completed with cable glands and/or other accessories with at least an equal degree of protection.

- 13 Moreover, the declared **degree of protection** (IP code according to EN 60529, or Enclosure Type Rating according to ANSI/UL 50E) is guaranteed when the enclosures, complete with inserts, are coupled and locked with their locking levers (or devices).

- 14 Connector inserts and their enclosures are generally compatible with similar/equivalent products from other manufacturers, according to the last samples tested. Full compatibility cannot be guaranteed in the event of technical changes made by other manufacturers. In particular, maximum performance of IP68 enclosures (CG Series) cannot be guaranteed when coupled with other manufacturers’ products.

- 15 **Spare parts** are supplied in minimum quantities only with the purpose to replace damaged parts. To avoid invalidation of warranty, products should be modified or repaired only by ILME: the integrity of their functionality - e.g. their degree of protection - can no longer be guaranteed if products are modified/repared by end-users. In any case, the liability for correct choice, assembly and use is totally at charge of the installer and the end-user.

- 16 ILME S.p.A. takes no responsibility in verifying whether the components herein contained comply with any specific regulations of fields of application.

- 17 Finally, Please note:
 - ILME cannot be held responsible for individual components in **uses other than those described in this catalogue**.
 - ILME cannot be held responsible for **incorrect connector selection** in relation to the environmental conditions of the application (e.g.: influence of ambient temperature, moisture, environmental pollution, etc.).












* Except one fixing screw for size “21.21” inserts, two fixing screws for size “32.13” inserts.

** Except for **Squich®** inserts (with spring-clamp terminals with actuator pin) that do not require any tool to operate the terminal.

SPARE PARTS

picture	ILME part No.	description	package
<u>black plastic handles for C-Type housings</u>			
	CR 06 LH	plastic handle for CHI/CHP/CAP 06 L	10
	CR LH	short plastic handle for CHI/CHP/CAP 10-16-24	10
	CR 10 LH	plastic handle for CHI/CHP/CAP 10 L	10
	CR 16 LH	plastic handle for CHI/CHP/CAP 16 L	10
	CR 24 LH	plastic handle for CHI/CHP/CAP 24 L	10
	CR 32 LH	long plastic handle for CHI/CHP/CAP 32 L	10
	CR 32 L2H	short plastic handle for CHI/CHP/CAP 32	10
	CR 50 L2H	plastic handle for CHI/CHP/CAP 50	10
	CR 08 LQ	plastic locking lever for CQ 08	10
		CR TM	2 red metal handles for C-Type "R" versions
CR TM-1		2 metal handles for C-Type housings (unpainted)	1
CR TMW-1		black metal handle for C-Type housings	10
<u>levers for CK housings</u>			
	CR 03 LK	insulating lever for CK	10
	CR 03 LKA	galvanized lever for CKA	10
	CR 03 LKAX	stainless steel lever for CKAX	10
	CR 03 LKAXX	stainless steel lever for CKAXX	10
	CR 03 LKN	plastic locking lever for black CK	5
<u>V-Type levers for C7/CV (stainless steel) bulkhead housings</u>			
	CR 06 LVX	lever + metal handle for C71 06 L	10
	CR LVX	lever + metal handle for C71 10/16/24	10
<u>V-Type levers for JCV (galvanized version) bulkhead housings</u>			
	CR 06 LVJ	lever + metal handle for JCVI 06 L	10
	CR LVJ	lever + metal handle for JCVI 10/16/24	10
<u>T-Type levers for standard and "W" housings versions</u>			
	CR 06 LPA	plastic lever for 6P	10
	CR LPA	plastic lever for 10/16/24P	10
<u>T-Type levers for HYGIENIC ("H"/"C" versions) housings</u>			
	CR 06 LPH	blue RAL 5015 plastic lever for 6P	10
	CR LPH	blue RAL 5015 plastic lever for 10/16/24P	10
<u>thermoplastic levers for LS-Type and JEI®-P housings</u>			
	CR 06 LN	black plastic lever for 6P	10
	CR LN	black plastic lever for 10/16/24P	10
	CR 32 LN	black plastic lever for 32P	10
<u>IL-BRID / JEI® levers for CZ housings</u>			
	CR 15 LZ	IL-BRID lever for CZ.. 15P	10
	CR 25 LZ	IL-BRID lever for CZ.. 25P	10
	CR 15 LJ	JEI® lever for JP.. 15P	10
	CR 25 LJ	JEI® lever for JP.. 25P	10

all spare parts are singly intended, anyway to be ordered according to package quantity

picture	ILME part No.	description	package
<u>levers for COB panel support</u>			
	CR LCOB	plastic locking lever for COB	10
<u>flange gaskets for bulkhead housings (standard grey)</u>			
	CR 03 GKI	flange gasket for CK/CKA/CKAX 03 I	10
	CR 06 GHI	flange gasket for CHI 6P	10
	CR 10 GHI	flange gasket for CHI 10P, C7I 10P	10
	CR 16 GHI	flange gasket for CHI 16P, C7I 16P	10
	CR 24 GHI	flange gasket for CHI 24P, C7I 24P	10
	CR 32 GHI	flange gasket for CHI 32P	10
	CR 48 GHI	flange gasket for CHI 48P	10
	CR 50 GHI	flange gasket for CHI 50P	10
	CR 06 GVI	flange gasket for CVI 06 L	10
	CR 15 GZI	flange gasket for CZI 15P	10
	CR 25 GZI	flange gasket for CZI 25P	10
	CR 08 GQI	flange gasket for CQ 08 I	10
	CR 10 MO	flange gasket for CVI 10 LA	5
<u>flange gaskets for W-Type bulkhead housings</u>			
	CR 03 GWI	flange gasket for 21.21 3P	10
	CR 06 GWI	flange gasket for 44.27 6P Class	10
	CR 06 GVWI	flange gasket for 44.27 6P V-Type	10
	CR 10 GWI	flange gasket for 57.27 10P	10
	CR 15 GWI	flange gasket for 49.16 15P	10
	CR 16 GWI	flange gasket for 77.27 16P	10
	CR 24 GWI	flange gasket for 104.27 24P	10
	CR 25 GWI	flange gasket for 66.16 25P	10
	CR 32 GWI	flange gasket for 77.62 32P	10
	CR 48 GWI	flange gasket for 104.62 48P	10
	CR 50 GWI	flange gasket for 66.40 50P	10
<u>gaskets for EMC bulkhead housings</u>			
	CR 03 GSI	flange gasket for 21.21 3P	10
	CR 06 GSI	flange gasket for 44.27 6P	10
	CR 08 GSI	flange gasket for 32.13 8P	10
	CR 10 GSI	flange gasket for 57.27 10P	10
	CR 15 GSI	flange gasket for 49.16 15P	10
	CR 16 GSI	flange gasket for 77.27 16P	10
	CR 24 GSI	flange gasket for 104.27 24P	10
	CR 25 GSI	flange gasket for 66.40 25P	10
	CR 08 EMC	conductive gasket for CQM male inserts for 32.13	5
<u>gaskets for male inserts</u>			
	CR 21.21 GM	gasket for 21.21 male inserts	10
	CR 32.13 GM	gasket for CQM 04/08/17	10
<u>top gaskets for surface and bulkhead mounting housings**</u>			
	CR 06 GH	top gasket for 44.27 6P housings	10
	CR 10 GH	top gasket for 57.27 10P housings	10
	CR 15 GH	top gasket for 49.16 15P housings	10
	CR 16 GH	top gasket for 77.27 16P housings	10
	CR 24 GH	top gasket for 104.27 24P housings	10
	CR 25 GH	top gasket for 66.16 25P housings	10
	CR 32 GH	top gasket for 77.62 32P housings	10
	CR 48 GH	top gasket for 104.62 48P housings	10
	CR 50 GH	top gasket for 66.40 50P housings	10

** we recommend the use of LOCTITE® 406™

SPARE PARTS

picture	ILME part No.	description		package
<u>gaskets for T-Type surface mounting housings and bulkhead mounting housings (top and flange)</u>				
	CR 06 GT	gasket for TMAP 6P / TCHI 6P		10
	CR 10 GT	gasket for TMAP 10P / TCHI 10P		10
	CR 16 GT	gasket for TMAP 16P / TCHI 16P		10
	CR 24 GT	gasket for TMAP 24P / TCHI 24P		10
<u>O-ring gaskets for MIXO pneumatic contacts</u>				
	CR 3/4 PMO	O-ring gasket for CX 1.6/3.0/4.0 PM		10
	CR 6 PMO	O-ring gasket for CX 6.0 PM		10
<u>gaskets for CYR cable passing hoods</u>				
	CR 16 GY	gasket for CYR 16.3		10
	CR 24 GY	gasket for CYR 24.4		10
<u>covers for housings</u>				
	CR 06 CP	Plastic cover	for 6P	10
	CR 10 CP	Plastic cover	for 10P	10
	CR 16 CP	Plastic cover	for 16 P	10
	CR 24 CP	Plastic cover	for 24P	10
	CR 32 CP	Plastic cover	for 32P	10
	CR 48 CP	Plastic cover	for 48P	10
	CR 06 CS	Metal cover	for 6P	10
	CR 10 CS	Metal cover	for 10P	10
	CR 16 CS	Metal cover	for 16P	10
	CR 24 CS	Metal cover	for 24P	10
	CR 32 CS	Metal cover	for 32P	10
	CR 48 CS	Metal cover	for 48P	10
	CR 50 CS	Metal cover	for 50P	10
	CR 15 CS	Metal cover	for 15P	10
	CR 25 CS	Metal cover	for 25P	10
	CR 06 SP	Simplex plastic cover	for 6P	10
	CR 10 SP	Simplex plastic cover	for 10P	10
	CR 16 SP	Simplex plastic cover	for 16 P	10
	CR 24 SP	Simplex plastic cover	for 24P	10
	CR 15 SP	Simplex plastic cover	for 15P	10
	CR 25 SP	Simplex plastic cover	for 25P	10
<u>hinge blocks for housings</u>				
	CR HB	Standard hinge block		10
	CR SHB	Simplex standard hinge block for 15P		10

all spare parts are singly intended, anyway to be ordered according to package quantity

picture	ILME part No.	description	package
---------	---------------	-------------	---------

fixing screws



CR 21.21 VF	screw for CK/CQ/CKS/JK/JKS inserts	100
--------------------	------------------------------------	-----

CR 21.21 VFD	screw for CD 07/08 inserts	100
---------------------	----------------------------	-----

CR 32.13 VF	screw for CQ 04/08/17 inserts	100
--------------------	-------------------------------	-----



CR VF	screw for standard inserts	100
--------------	----------------------------	-----


CRIC M3	screw for standard inserts without friction system	50
----------------	--	----

fixing screws for floating frame



CR DF-S	screw for CR 06/10/16/24 DF	4
----------------	-----------------------------	---

screws for second protective earth terminal



CR VATG	screw for CDA/CDC, CSAH inserts	50
----------------	---------------------------------	----

CR VDTG	screw for CD 15/25, CDD 38 inserts	50
----------------	------------------------------------	----

CR VNTG	screw for CD 40/64, CDD 24/42/72/108, CQE, CNE, CSS, CX 8/24, CR VNTG, CCE, CSE, CMSH, CME, CMCE, CSH, CDSH inserts	50
----------------	---	----

CR VPTG	screw for CP, CX 12/2, CX 6/36, CX 4/0, CX 4/2 inserts	50
----------------	--	----

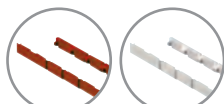
fixing keys



CR CGY	fixing red key for MIXO 100A - 200A	100
---------------	-------------------------------------	-----

CR CX6	fixing red key for CX 6/6	100
---------------	---------------------------	-----

fixing tabs



CX CFM	for MIXO frames CX 02 TM/TF, CX 03 TM/TF, CX 04 TM/TF, CX 06 TM/TF	100
---------------	--	-----

CX CFMX	for MIXO CX 04 XF	10
----------------	-------------------	----



CX CFMD	for MIXO CX 42 DF/DM	10
----------------	----------------------	----

sleeves for CLK - MIXO SC



CR SC-B	ceramic sleeve	10
----------------	----------------	----



CR SC-H	metal sleeve	10
----------------	--------------	----

CORDS FOR COVERS



CR 270 CO	polyamide cord 270 mm with eyelet for covers	10
------------------	--	----

CR 320 CO	polyamide cord 320 mm for covers with loop	10
------------------	--	----



CR CO	ferrule for fastening the polyamide cord	10
--------------	--	----



Worldwide Sales Organization

Headquarters	ILME S.p.A. Via M.A. Colonna, 9 20149 Milano, Italia T +39 0234560522 info@ilme.com
France	ILME FRANCE S.A.R.L. Rue Roland Garros Parc d'Activités de l'Aéroport 42160 Andrézieux-Bouthéon T +33 04 7736 2336 ilme-france@ilme.fr
Germany	ILME GmbH Max-Planck-Straße 12 51674 Wiehl T +49 (0)2261 7955 0 technik@ilme.de
Sweden and Nordic Countries	ILME NORDIC AB Transportvägen 18 246 42 Löddeköpinge T +46 4618 2800 info@ilme.se
United Kingdom	ILME UK LIMITED 50 Evans Road, Venture Point Speke, Liverpool L24 9PB T +44 0151 336 9321 sales@ilmeuk.co.uk
China	ILME CHINA CO. LTD. Room 307, block D, No. 245, Xinjunhuan Road, MinHang, Shanghai 201114 T +86 21 6248 9961 info@ilmechina.com
Japan	ILME JAPAN CO. LTD. K.I.B.C. Bldg 5-2, Minatojima Minamimachi 5-Chome, Chuo-Ku, Kobe 650-0047 T +81 78 302 2005 info@ilmejapan.co.jp

www.ilme.com

XDG SPARE119



Catalogues