Custodie T-TYPE

Per connessioni standard, ambienti aggressivi e applicazioni alimentari

T-TYPE
STANDARD
per applicazioni standard

Pagg. 478 - 487

T-TYPE/W
per ambienti aggressivi

Pagg. 488 - 492

HYGIENIC T-TYPE/H
per alimenti e bevande

HYGIENIC T-TYPE/C
per basse temperature



Pagg. 493 - 509

ECOLAB®

Introduzione alle custodie T-TYPE

Norme internazionali

Le custodie T-TYPE sono state provate **positivamente** secondo le seguenti normative internazionali a garanzia dell'utilizzo in molteplici applicazioni:

- **EN 61984: Connettori - Prescrizioni di sicurezza e prove.**
- **ANSI/UL 50 (Enclosures for Electrical Equipment)** equivalente alla norma volontaria nordamericana NEMA 250 (NEMA = National Electrical Manufacturers Association) e alla corrispondente norma canadese CSA C22.2 No. 94 (Special Purpose Enclosures) per i gradi di protezione utilizzati in Nord America e richiesti dai codici di installazione locali (es.: NFPA 70 National Electrical Code negli USA, norme impianti CSA per il Canada). L'omologazione attuale è stata conseguita superando varie prove condotte secondo la norma, in particolare: **Type 12 (= NEMA 12)** per uso all'interno, simile al grado di protezione IP54 secondo IEC/EN 60529. (Solo custodie T-TYPE standard).
- **EN 60529: Gradi di protezione forniti dalle custodie (codice IP)** per i valori IP65, IP66 e IP69 (secondo il tipo).
- **EN 62262: Gradi di protezione degli involucri per apparecchiature elettriche contro impatti meccanici esterni (Codice IK)** per i valori IK09 (custodie con leve), IK10 (custodie senza leve).
- **IEC 60068-2-52: Prove ambientali - Parte 2-52:**
  Nebbia salina, ciclica: con soluzione di cloruro di sodio (NaCl) al 5%, Ph da 6,5 a 7,2;
  CONDIZIONI AMBIENTALI: nebbia salina 35 °C per 2 ore; 40 °C per 168 ore con 93% umidità relativa;
  N° CICLI: 4;
  TEST SUPERATO: con mantenimento del grado di protezione IP e con valore di resistenza di contatto ≤ 50% del valore iniziale o ≤ 5 mΩ.
- **IEC 60068-2-6: Prove ambientali - Parte 2-6:**
  Vibrazioni (sinusoidali): con valori 10Hz÷500Hz, 0,35 mm di ampiezza dello spostamento, 50m/s² ($5g_n$), punto di crossover 60,1 Hz;
  N° CICLI: 10;
  TEST SUPERATO: con scansione di 3 assi per 2 ore, con valore di resistenza di contatto ≤ 50% del valore iniziale o ≤ 5 mΩ e nessuna micro-interruzione (≥ 1 μs).
- **IEC 60068-2-3: Prove ambientali - Parte 2-3:**
  Caldo umido, stazionario: a 40 °C, 93% umidità relativa, 504 ore;
  TEST SUPERATO: con valore di resistenza di contatto ≤ 50% del valore iniziale o ≤ 5 mΩ e con nessuna scarica disruptiva (resistenza di isolamento > 100 GΩ).
- **IEC 60068-2-30: Prove ambientali - Parte 2-30:**
  Caldo umido, ciclico: 40 °C, 95% umidità relativa, 12 ore a temperatura ambiente;
  N° CICLI: 21;
  TEST SUPERATO: con valore di resistenza di contatto ≤ 50% del valore iniziale o ≤ 5 mΩ e con nessuna scarica disruptiva (resistenza di isolamento > 100 GΩ).

Introduzione alle custodie T-TYPE

Tabella di comparazione della resistenza agli agenti chimici

A	T-TYPE	T-TYPE/W	T-TYPE/H	T-TYPE/C
Acetato di ammonio	●	x	●	●
Aceto di vino	x	□	●	□
Acetone	x	x	x	x
Acidi grassi	●	●	●	□
Acido borico	●	●	●	●
Acido borico, soluzione acquosa al 10%	●	●	●	●
Acido citrico, soluzione acquosa al 50%	x	x	●	●
Acido cloridrico, soluzione acquosa < 2%	x	x	●	□
Acido lattico	●	●	●	●
Acido muriatico concentrato	x	x	x	x
Acido oleico	●	●	●	x
Acido ossalico	●	●	●	●
Acido solforico, soluzione acquosa al 2%	x	x	□	□
Acido stearico	●	●	●	●
Acido succinico	●	●	●	●
Acido tartarico	●	●	●	●
Acqua	●	●	●	●
Acqua borica (acido borico 3%)	●	●	●	●
Acqua di mare	●	●	●	●
Acqua regia (1:3 acido nitrico:acido cloridrico)	x	x	x	x
Alcool amilico	□	□	□	x
Alcool bianco (isopropanolo + etanolo)	□	●	●	●
Alcool etilico, soluzione acquosa al 10%	●	●	●	●
Alcool isopropilico	□	●	●	●
Alcool metilico diluito al 50%	□	□	●	●
Allume	●	●	●	●
Amido acquoso	●	●	●	●
Ammoniaca gassosa	□	x	●	●
Ammoniaca liquida	x	x	●	●
Ammoniaca, soluzione acquosa al 10%	●	x	●	●
Anilina	□	□	x	x
Asfalto	□	□	□	x
B				
Benzene	x	□	x	x
Benzina	□	□	□	x
Bicarbonato di sodio (ossido)	●	●	●	●
Birra	●	●	●	●
Bisolfato di sodio, soluzione acquosa	●	●	●	●
Borace	□	□	□	□
Butano gassoso	□	□	□	x
Butano liquido	□	□	□	x
C				
Carbonato di ammonio	●	●	●	x
Carbonato di potassio	●	●	●	●

C	T-TYPE	T-TYPE/W	T-TYPE/H	T-TYPE/C
Carbonato di sodio (soda)	●	●	●	●
Catrame	□	□	x	□
Cianuro di potassio, soluzione acquosa	●	●	●	●
Cicloesano	□	□	□	x
Clorato di potassio	●	●	x	●
Clorato di sodio	●	●	x	●
Cloro	x	x	x	x
Cloruro di ammonio	●	●	●	x
Cloruro di calcio	●	●	●	●
Cloruro di calcio, soluzione acquosa al 10%	●	●	●	●
Cloruro di calcio, sospensione diluita	●	●	●	●
Cloruro di ferro, soluzione acquosa al 10%	x	x	x	x
Cloruro di potassio	●	●	●	●
Cloruro di sodio (sale da cucina)	●	●	●	●
Cresolo	□	□	x	x
D				
Decaidronaftalene	x	x	x	x
Dicromato di potassio	□	□	●	●
Diesilftalato	●	x	x	x
Diisononiftalato	●	x	x	x
Diossido di zolfo	□	x	x	□
Diottilftalato	●	●	x	x
E				
Eptano	□	□	□	x
Esano	□	□	□	x
Essenza di petrolio (lavaggio a secco)	□	□	x	x
Essenza di trementina	x	□	□	x
Etanolo (alcool etilico)	x	x	●	●
Etere di petrolio	□	□	□	□
F				
Fenolo diluito	□	□	x	x
Formalina (formaldeide, soluzione acquosa al 40%)	x	x	●	●
Fosfato di ammonio	●	●	●	●
Fosfato di sodio	●	●	●	x
G				
Gasolio	□	□	□	□
Gesso (vedi solfato di calcio)	●	●	x	●
Glicerina	●	●	●	●
Glicerina diluita	●	●	●	●
Glicole diluito	●	●	●	●
Glicole etilenico o glicole propilenico	●	●	●	●
Glucosio diluito	●	●	●	●

La classificazione qui fornita costituisce una linea guida molto generica a cui fare riferimento solo allo scopo di una prima selezione. Essa si basa sui dati di letteratura dei fornitori delle materie prime relativi a test effettuati su provini in condizioni di prova non sempre omogenee ed implicanti tecniche di accelerazione, pertanto non necessariamente descrittive di reali condizioni operative. Il comportamento effettivo dei prodotti può quindi essere positivamente o negativamente influenzato da numerosi parametri ambientali variabili quali temperatura, umidità relativa, compresenza di più sostanze e loro concentrazione, tempo di esposizione, condizioni di applicazione dinamica o statica, ecc. L'accuratezza delle indicazioni sotto elencate riferita alle specifiche condizioni d'impiego previste è pertanto meramente orientativa e non implica garanzia né responsabilità da parte di ILME.

NOTA: L'elemento che differenzia la Serie T-TYPE/W è il materiale delle guarnizioni di tenuta, pertanto le custodie mobili e i coperchi senza guarnizioni di tenuta per questa serie sono gli stessi della Serie T-TYPE Standard.

I	T-TYPE	T-TYPE/W	T-TYPE/H	T-TYPE/C
Idrogeno solforato	□	x	●	x
Idrossido di sodio (soda caustica)	x	x	●	●
Idrossido di sodio 12,5% (lisciva)	□	x	●	●
Inchiostro	●	●	●	●
Ioduro di potassio	□	□	●	●
Ipoclorito di sodio (candeggina)	x	x	●	●
M				
Mercurio	●	●	●	●
Metanolo	x	x	●	●
N				
Naftalene	□	●	x	x
Naftalina	□	□	x	x
N-Butanolo	●	●	●	●
Nitrato di ammonio	●	●	●	●
Nitrato di calcio	●	●	●	●
Nitrato di potassio	□	x	x	●
Nitrato di sodio	●	●	●	x
Nitrito di sodio	□	□	●	x
O				
Oli combustibili	□	□	□	x
Oli minerali (insapori)	●	●	●	●
Oli motore	□	□	□	x
Olio a base minerale	●	●	●	●
Olio da taglio	□	□	□	x
Olio di lino	●	●	●	●
Olio di paraffina	●	●	●	●
Olio di silicone	●	●	●	x
Olio IRM 901	●	●	●	●
Olio IRM 902	□	●	●	x
Olio IRM 903	x	□	□	□
Olio lubrificante	●	●	●	x
Olio per smerigliatura	□	□	□	x
Olio per trasformatori	●	●	●	●
Olio vegetale	●	●	●	●
Ottano	□	□	□	x
Ozono	x	x	x	□
P				
Perborato di sodio	●	●	●	●
Persolfato di potassio	□	□	x	●
Petrolio	●	●	●	●
Potassa caustica (idrossido di potassio) 10%	x	●	●	x
Propano gassoso	x	●	●	x

S	T-TYPE	T-TYPE/W	T-TYPE/H	T-TYPE/C
Sale da cucina, soluzione acquosa	●	●	●	●
Sapone liquido	x	●	●	●
Sego	●	●	●	●
Silicato di sodio	●	x	x	●
Solfato di ammonio	●	●	●	●
Solfato di calcio	●	●	x	●
Solfato di potassio	□	□	●	●
Solfato di rame, soluzione acquosa al 10%	●	●	●	●
Solfato di sodio	●	●	●	●
Solfuro di sodio	●	●	●	●
Soluzione cresolica	□	□	x	x
Soluzione per sviluppo fotografico	●	●	●	●
Soluzione saponosa	□	●	●	●
Succhi di frutta	●	●	●	●
T				
Tiosolfato di sodio (sali di fissaggio)	●	●	●	●
Toluene	x	x	x	x
Tricloroetilene (trielina)	x	x	x	x
Tricresilfosfato	●	●	x	x
U				
Urea diluita	●	●	●	●
Urina	●	●	●	●
X				
Xylene	x	x	x	x
Z				
Zolfo	●	●	x	x

Legenda

● : Resistente □ : Resistenza limitata x : Non resistente

T-TYPE HYGIENIC

New, improved design for smoother locking levers and cleanproof logo

New ILME-striped logo in high relief 0,15 mm thickness and rounded edges

Levers with rounded edges, more compact design, improved ergonomics

Safety, detectability and cleaning for food contamination prevention

Find out more
www.ilme.com

TECHNICAL FEATURES

Watch our technical clip

The **T-TYPE HYGIENIC** series (T-TYPE /H and T-TYPE /C) enclosures have been **improved** in their design to enhance their cleanability, thus reducing the likeliness of providing seat for dirt.

This has been achieved by a overhaul design of their locking levers, keeping its **sturdiness** and impeccable **locking function,** still made with blue coloured thermoplastic insulating material qualified for contact with food and resistant to the most popular cleaning agents, now also **metal-detectable**, in the remote event - frankly quite unlikely - of loss of parts of said levers in the food.

The **new design** of the T-TYPE HYGIENIC locking levers is characterized by:

- a **"family air"** shared with the new IL-BRID locking levers for standard metallic connector enclosures (see previous pages);
- the **smoothening** of any recess;
- the **remodelling** of any part possibly retaining dirt;
- the keeping of utmost **ergonomics;**
- the achieving of significant **reduction** in footprint, during movement, particularly on the angles.

Additionally, the ILME-striped logo, signature trait of the T-TYPE series hoods, has become a **smoothed, only slightly high relief and clean proof sign,** guaranteeing an even more cleanable surface compared to the previous bas-relief version.

The ILME logo improvement regards all T-TYPE variants, including the standard type and the T-TYPE /W, all sharing the same hoods. **Part numbers remain unchanged.** Zip code will be announced by a dedicated Product Info (also for standard T-TYPE and T-TYPE /W).

In addition to the models described in detail in the following pages, all **surface mounting housings with both M cable entries opened** and all hoods and **housings with preassembled CR … BPE protective earth jumpers** are available. See Table below for all part Nos.

Variants with preassembled **CR … BPE** protective earth jumpers are available for **all series T-TYPE** hoods and housings, **including also standard types and T-TYPE /W**. Their part number is the same of base model plus **letter B** at the end, as shown – for T-TYPE HYGIENIC models only – in the table below.

			T-TYPE HYGIENIC /H		T-TYPE HYGIENIC Cold /C	
Size	**Cable outlet**	**Locking lever**	**part No.**	**part No.***	**part No.**	**part No.***
44.27	-	single	THIH 06 L	THIH 06 LB	THIC 06 L	THIC 06 LB
57.27	-	double	THIH 10	THIH 10 B	THIC 10	THIC 10 B
77.27	-		THIH 16	THIH 16 B	THIC 16	THIC 16 B
104.27	-		THIH 24	THIH 24 B	THIC 24	THIC 24 B
44.27	M25	single	TAPH 06 L25	TAPH 06L25B	TAPC 06 L25	TAPC 06L25B
	M32		TAPH 06 L32	TAPH 06L32B	TAPC 06 L32	TAPC 06L32B
	2xM25		TAPH 06 L225	TAPH06L225B	TAPC 06 L225	TAPC06L225B
	2xM32		TAPH 06 L232	TAPH06L232B	TAPC 06 L232	TAPC06L232B
57.27	M25	double	TAPH 10.25	TAPH 10.25B	TAPC 10.25	TAPC 10.25B
	M32		TAPH 10.32	TAPH 10.32B	TAPC 10.32	TAPC 10.32B
	2xM25		TAPH 10.225	TAPH10.225B	TAPC 10.225	TAPC10.225B
	2xM32		TAPH 10.232	TAPH10.232B	TAPC 10.232	TAPC10.232B
77.27	M32		TAPH 16.32	TAPH 16.32B	TAPC 16.32	TAPC 16.32B
	M40		TAPH 16.40	TAPH 16.40B	TAPC 16.40	TAPC 16.40B
	2xM32		TAPH 16.232	TAPH16.232B	TAPC 16.232	TAPC16.232B
	2xM40		TAPH 16.240	TAPH16.240B	TAPC 16.240	TAPC16.240B
104.27	M32		TAPH 24.32	TAPH 24.32B	TAPC 24.32	TAPC 24.32B
	M40		TAPH 24.40	TAPH 24.40B	TAPC 24.40	TAPC 24.40B
	2xM32		TAPH 24.232	TAPH24.232B	TAPC 24.232	TAPC24.232B
	2xM40		TAPH 24.240	TAPH24.240B	TAPC 24.240	TAPC24.240B
44.27	M25	single	TAVH 06 LG25	TAVH06LG25B	TAVC 06 LG25	TAVC06LG25B
	M32		TAVH 06 LG32	TAVH06LG32B	TAVC 06 LG32	TAVC06LG32B
57.27	M25	double	TAVH 10 G25	TAVH 10G25B	TAVC 10 G25	TAVC 10G25B
	M32		TAVH 10 G32	TAVH 10G32B	TAVC 10 G32	TAVC 10G32B
77.27	M32		TAVH 16 G32	TAVH 16G32B	TAVC 16 G32	TAVC 16G32B
	M40		TAVH 16 G40	TAVH 16G40B	TAVC 16 G40	TAVC 16G40B
104.27	M32		TAVH 24 G32	TAVH 24G32B	TAVC 24 G32	TAVC 24G32B
	M40		TAVH 24 G40	TAVH 24G40B	TAVC 24 G40	TAVC 24G40B

* Enclosures with protective earth jumpers CR...BPE preassembled with part No. of base model plus **letter B** at the end.

			Covers for T-TYPE HYGIENIC	Covers for T-TYPE HYGIENIC Cold
Size	**With loop**	**Locking lever**	**part No.**	**part No.**
44.27	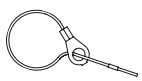	single	THCH 06 LG	THCC 06 LG
57.27		double	THCH 10 G	THCC 10 G
77.27			THCH 16 G	THCC 16 G
104.27			THCH 24 G	THCC 24 G

T-TYPE / H for production lines HYGIENIC SERIES

inserts		page:
CDD	24 poles + ⏚	**76**
CDS	9 poles + ⏚	**-**
CDSH	9 poles + ⏚	**86**
CDSH NC	6 poles + ⏚	**95**
CNE	6 poles + ⏚	**110**
CSE	6 poles + ⏚	**-**
CSH	6 poles + ⏚	**110**
CSH S	6 poles + ⏚	**122**
CCE	6 poles + ⏚	**130**
CSS	6 poles + ⏚	**148**
CT, CTSE (16 A)*	6 poles + ⏚	**160**
CQE	10 poles + ⏚	**168**
MIXO	2 modules	**262 - 317**

* only for standard insulating version THIH

refer to CN.19 pages

housings with single lever
HNBR gasket



FROM JULY 2022

hoods with 2 pegs

FROM JULY 2022

description	part No.	entry M	part No.	entry M
bulkhead mounting housing with thermoplastic lever	**THIH 06 L**			
surface mounting housing with thermoplastic lever, high construction	**TAPH 06 L25**	25		
surface mounting housing with thermoplastic lever, high construction	**TAPH 06 L32**	32		
with pegs, side entry, high construction			**TMAO 06 L25**	25
with pegs, side entry, high construction			**TMAO 06 L32**	32
with pegs, top entry, high construction			**TMAV 06 L25**	25
with pegs, top entry, high construction			**TMAV 06 L32**	32

panel cut-out for bulkhead mounting housings

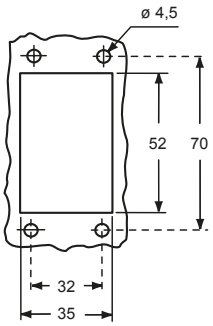

THIH L

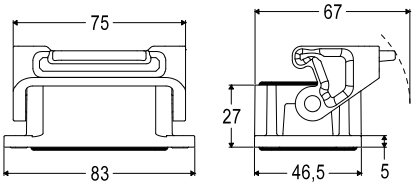

TMAO L

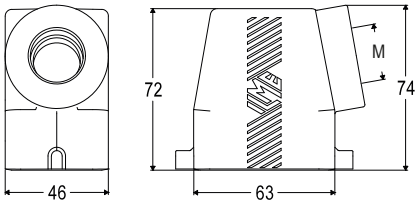

TAPH L

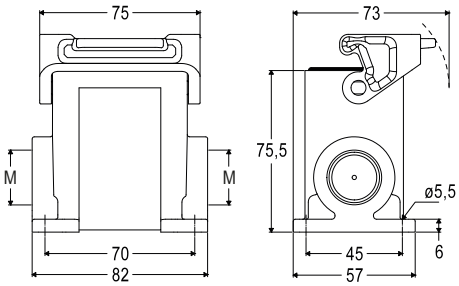

TMAV L

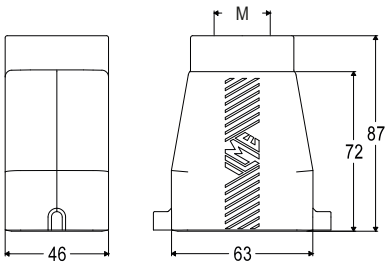

(•) The surface mounting, high construction housings are supplied with an open threaded entry (•) and diametrically opposite a closed threaded entry which can be opened by the user if required (with suitable tool).

cURus
Type 12 pending

EN 60529 IP66 IP69 IEC 60529 ambient temperature limits -40 °C / +70 °C

T-TYPE / H for production lines HYGIENIC SERIES

inserts		page:
CDD	24 poles + ⏚	**76**
CDS	9 poles + ⏚	**-**
CDSH	9 poles + ⏚	**86**
CDSH NC	6 poles + ⏚	**95**
CNE	6 poles + ⏚	**110**
CSE	6 poles + ⏚	**-**
CSH	6 poles + ⏚	**110**
CSH S	6 poles + ⏚	**122**
CCE	6 poles + ⏚	**130**
CSS	6 poles + ⏚	**148**
CT, CTSE (16 A)*	6 poles + ⏚	**160**
CQE	10 poles + ⏚	**168**
MIXO	2 modules	**262 - 317**

* only for standard insulating version TCHC

refer to CN.19 pages

hoods with single lever top entry, HNBR gasket

FROM JULY 2022

covers HNBR gasket



FROM JULY 2022*

description	part No.	entry M	part No. (with eyelet)	part No. (with loop)
with thermoplastic lever and gasket, high construction	**TAVH 06 LG25**	25		
with thermoplastic lever and gasket, high construction	**TAVH 06 LG32**	32		
with pegs			**TCHC 06 L**	**TCHC 06 SL**
with thermoplastic lever and gasket				**THCH 06 LG** *

TAVH LG

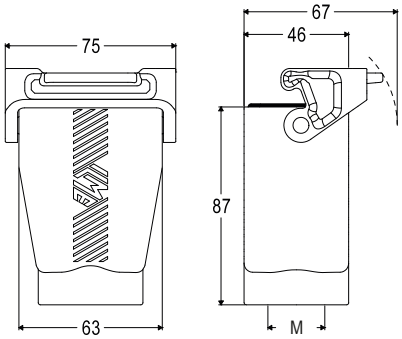

TCHC L (SL)

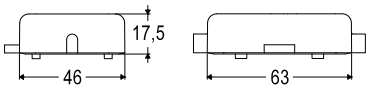

THCH LG

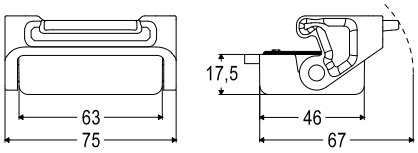

For fixing on housings

eyelet

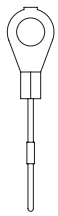

For fixing on hoods

loop

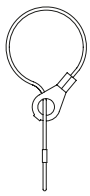

cURus
Type 12 pending

EN 60529 IP66 IP69 IEC 60529 ambient temperature limits -40 °C / +70 °C

T-TYPE / H for production lines HYGIENIC SERIES

inserts		page:
CDD	42 poles + ⏚	**78**
CDS	18 poles + ⏚	**-**
CDSH	18 poles + ⏚	**87**
CNE	10 poles + ⏚	**111**
CSE	10 poles + ⏚	**-**
CSH	10 poles + ⏚	**111**
CSH S	10 poles + ⏚	**123**
CCE	10 poles + ⏚	**131**
CMSH	3+2 (aux) poles + ⏚	**136**
CMCE	3+2 (aux) poles + ⏚	**137**
CSS	10 poles + ⏚	**149**
CT, CTSE (16 A)*	10 poles + ⏚	**161**
CQE	18 poles + ⏚	**169**
CX	8/24 poles + ⏚	**194**
MIXO	3 modules	**262 - 317**

* only for standard insulating version THIH

refer to CN.19 pages

housings with 2 levers
HNBR gasket



FROM JULY 2022

hoods with 4 pegs

FROM JULY 2022

description	part No.	entry M	part No.	entry M
bulkhead mounting housing with thermoplastic levers	**THIH 10**			
surface mounting housing, thermoplastic levers, high construction	**TAPH 10.25**	25		
surface mounting housing, thermoplastic levers, high construction	**TAPH 10.32**	32		
with pegs, side entry, high construction			**TMAO 10.25**	25
with pegs, side entry, high construction			**TMAO 10.32**	32
with pegs, top entry, high construction			**TMAV 10.25**	25
with pegs, top entry, high construction			**TMAV 10.32**	32

panel cut-out for bulkhead mounting housings

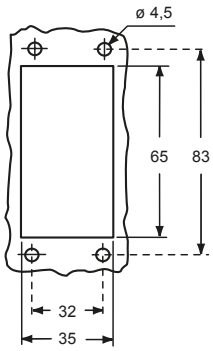

THIH

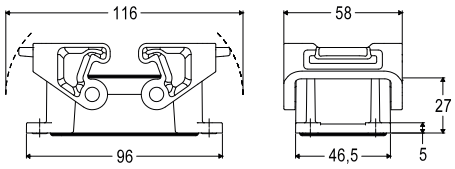

TAPH

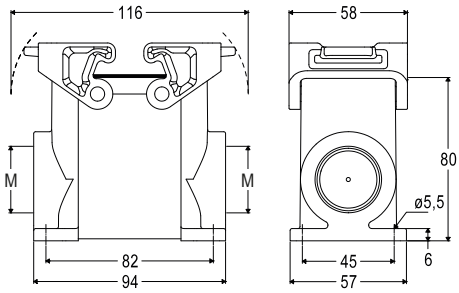

The surface mounting, high construction housings are supplied with an open threaded entry and diametrically opposite a closed threaded entry which can be opened by the user if required (with suitable tool).

TMAO

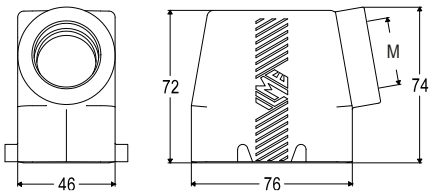

TMAV

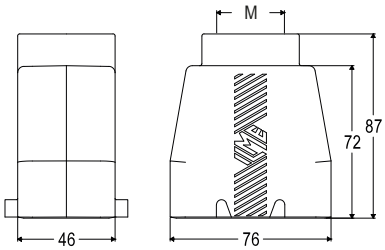

cURus
Type 12 pending

EN 60529 IP66 IP69 IEC 60529 ambient temperature limits -40 °C / +70 °C

dimensions shown in mm are not binding and may be changed without notice

T-TYPE / H for production lines HYGIENIC SERIES

inserts		page:
CDD	42 poles + ⏚	**78**
CDS	18 poles + ⏚	**-**
CDSH	18 poles + ⏚	**87**
CNE	10 poles + ⏚	**111**
CSE	10 poles + ⏚	**-**
CSH	10 poles + ⏚	**111**
CSH S	10 poles + ⏚	**123**
CCE	10 poles + ⏚	**131**
CMSH	3+2 (aux) poles + ⏚	**136**
CMCE	3+2 (aux) poles + ⏚	**137**
CSS	10 poles + ⏚	**149**
CT, CTSE (16 A)*	10 poles + ⏚	**161**
CQE	18 poles + ⏚	**169**
CX	8/24 poles + ⏚	**194**
MIXO	3 modules	**262 - 317**

* only for standard insulating version TCHC

refer to CN.19 pages

hoods with 2 levers
top entry, HNBR gasket

FROM JULY 2022

covers
HNBR gasket



FROM JULY 2022*

description	part No.	entry M	part No. (with eyelet)	part No. (with loop)
with thermoplastic levers and gasket, high construction	**TAVH 10 G25**	25		
with thermoplastic levers and gasket, high construction	**TAVH 10 G32**	32		
with 4 pegs			**TCHC 10**	**TCHC 10 S**
with 2 thermoplastic levers and gasket				**THCH 10 G** *

TAVH G

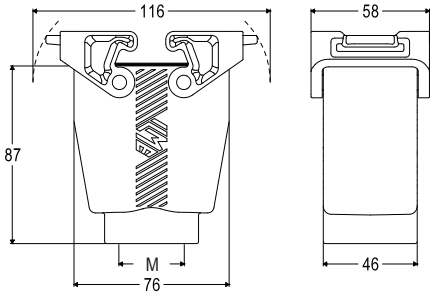

TCHC (S)

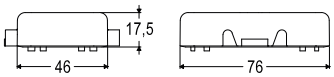

THCH G

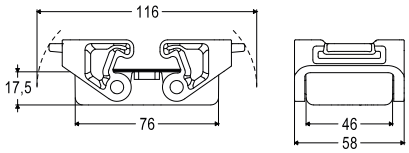

cURus
Type 12 pending

EN 60529 IP66 IP69 IEC 60529 ambient temperature limits -40 °C / +70 °C

For fixing on housings

eyelet

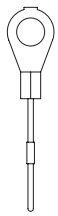

For fixing on hoods

loop

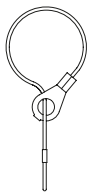

T-TYPE / H for production lines HYGIENIC SERIES

inserts		page:
CD	40 poles + ⏚	**70**
CDD	72 poles + ⏚	**79**
CDS	27 poles + ⏚	**-**
CDSH	27 poles + ⏚	**88**
CNE	16 poles + ⏚	**112**
CSE	16 poles + ⏚	**-**
CSH	16 poles + ⏚	**112**
CSH S	16 poles + ⏚	**124**
CCE	16 poles + ⏚	**132**
CMSH, CMCE	6+2 (aux) poles + ⏚	**138 - 139**
CSS	16 poles + ⏚	**150**
CT, CTSE (16 A)*	16 poles + ⏚	**162**
CQE	32 poles + ⏚	**170**
CQEE	40 poles + ⏚	**176**
CP	6 poles + ⏚	**178**
CX	6/12, 6/36 and 12/2 poles + ⏚	**197 - 199**
CX	4/0 and 4/2 poles + ⏚	**200 - 201**

* only for standard insulating version THIH

refer to CN.19 pages

housings with 2 levers
HNBR gasket



FROM JULY 2022

hoods with 4 pegs

FROM JULY 2022

description	part No.	entry M	part No.	entry M
bulkhead mounting housing with thermoplastic levers	**THIH 16**			
surface mounting housing, thermoplastic levers, high construction	**TAPH 16.32**	32		
surface mounting housing, thermoplastic levers, high construction	**TAPH 16.40**	40		
with pegs, side entry, high construction			**TMAO 16.32**	32
with pegs, side entry, high construction			**TMAO 16.40**	40
with pegs, top entry, high construction			**TMAV 16.32**	32
with pegs, top entry, high construction			**TMAV 16.40**	40

panel cut-out for bulkhead mounting housings

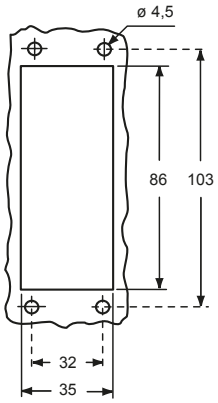

THIH

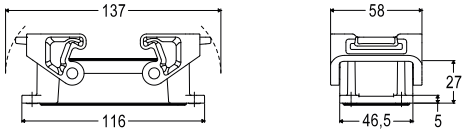

TMAO

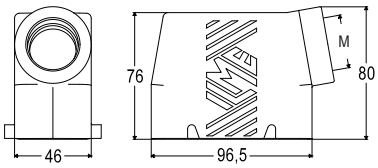

TAPH

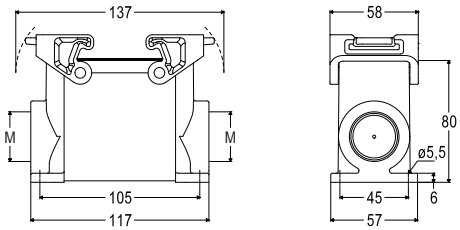

TMAV

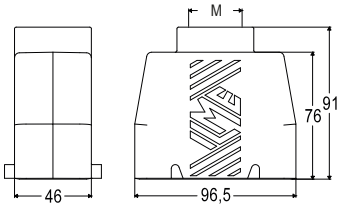

The surface mounting, high construction housings are supplied with an open threaded entry and diametrically opposite a closed threaded entry which can be opened by the user if required (with suitable tool).

cURus
Type 12 pending

EN 60529 IP66 IP69 IEC 60529 ambient temperature limits -40 °C / +70 °C

T-TYPE / H for production lines HYGIENIC SERIES

inserts		page:
CD	40 poles + ⏚	**70**
CDD	72 poles + ⏚	**79**
CDS	27 poles + ⏚	**-**
CDSH	27 poles + ⏚	**88**
CNE	16 poles + ⏚	**112**
CSE	16 poles + ⏚	**-**
CSH	16 poles + ⏚	**112**
CSH S	16 poles + ⏚	**124**
CCE	16 poles + ⏚	**132**
CMSH, CMCE	6+2 (aux) poles + ⏚	**138 - 139**
CSS	16 poles + ⏚	**150**
CT, CTSE (16 A)*	16 poles + ⏚	**162**
CQE	32 poles + ⏚	**170**
CQEE	40 poles + ⏚	**176**
CP	6 poles + ⏚	**178**
CX	6/12, 6/36 and 12/2 poles + ⏚	**197 - 199**
CX	4/0 and 4/2 poles + ⏚	**200 - 201**

* only for standard insulating version TCHc

refer to CN.19 pages

hoods with 2 levers
top entry, HNBR gasket

FROM JULY 2022

covers
HNBR gasket

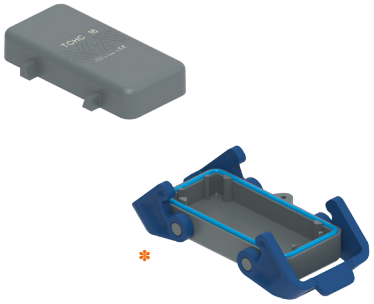

FROM JULY 2022*

description	part No.	entry M	part No. (with eyelet)	part No. (with loop)
with thermoplastic levers and gasket, high construction	**TAVH 16 G32**	32		
with thermoplastic levers and gasket, high construction	**TAVH 16 G40**	40		
with 4 pegs			**TCHC 16**	**TCHC 16 S**
with 2 thermoplastic levers and gasket				**THCH 16 G** *

TAVH G

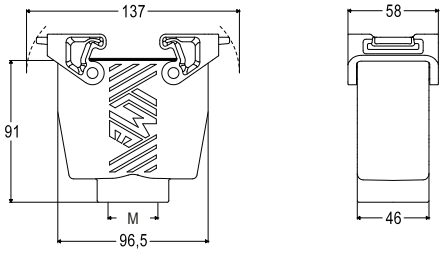

TCHC (S)

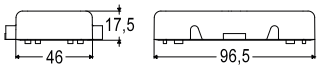

THCH G

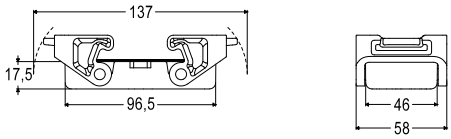

For fixing on housings

eyelet

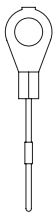

For fixing on hoods

loop

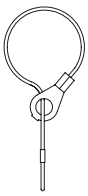

cURus
Type 12 pending

EN 60529 IP66 IP69 IEC 60529 ambient temperature limits -40 °C / +70 °C

T-TYPE / H for production lines HYGIENIC SERIES

inserts		page:
CD	64 poles + ⏚	**72**
CDD	108 poles + ⏚	**81**
CDS	42 poles + ⏚	**-**
CDSH	42 poles + ⏚	**89**
CNE	24 poles + ⏚	**113**
CSE	24 poles + ⏚	**-**
CSH	24 poles + ⏚	**113**
CSH S	24 poles + ⏚	**125**
CCE	24 poles + ⏚	**133**
CMSH	10+2 (aux) poles + ⏚	**140**
CMCE	10+2 (aux) poles + ⏚	**141**
CSS	24 poles + ⏚	**151**
CT, CTSE (16 A)*	24 poles + ⏚	**163**
CQE	46 poles + ⏚	**171**
CQEE	64 poles + ⏚	**177**
CX	4/8 and 6/6 poles + ⏚	**204, 206**
MIXO	6 modules	**262 - 317**

* only for standard insulating version THIH

refer to CN.19 pages

housings with 2 levers
HNBR gasket



FROM JULY 2022

hoods with 4 pegs

FROM JULY 2022

description	part No.	entry M	part No.	entry M
bulkhead mounting housing with thermoplastic levers	**THIH 24**			
surface mounting housing, thermoplastic levers, high construction	**TAPH 24.32**	32		
surface mounting housing, thermoplastic levers, high construction	**TAPH 24.40**	40		
with pegs, side entry, high construction			**TMAO 24.32**	32
with pegs, side entry, high construction			**TMAO 24.40**	40
with pegs, top entry, high construction			**TMAV 24.32**	32
with pegs, top entry, high construction			**TMAV 24.40**	40

panel cut-out for bulkhead mounting housings

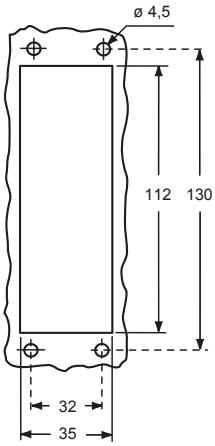

THIH

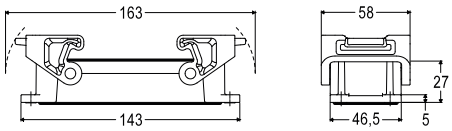

TAPH

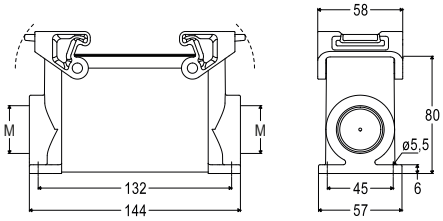

TMAO

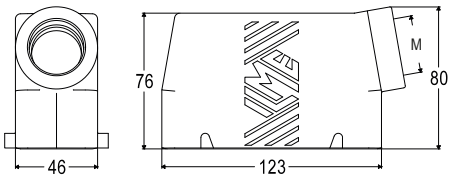

TMAV

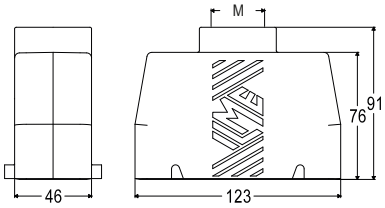

The surface mounting, high construction housings are supplied with an open threaded entry and diametrically opposite a closed threaded entry which can be opened by the user if required (with suitable tool).

cURus
Type 12 pending

EN 60529 IP66 IP69 IEC 60529 ambient temperature limits -40 °C / +70 °C

dimensions shown in mm are not binding and may be changed without notice

T-TYPE / H for production lines HYGIENIC SERIES

inserts		page:
CD	64 poles + ⏚	**72**
CDD	108 poles + ⏚	**81**
CDS	42 poles + ⏚	**-**
CDSH	42 poles + ⏚	**89**
CNE	24 poles + ⏚	**113**
CSE	24 poles + ⏚	**-**
CSH	24 poles + ⏚	**113**
CSH S	24 poles + ⏚	**125**
CCE	24 poles + ⏚	**133**
CMSH	10+2 (aux) poles + ⏚	**140**
CMCE	10+2 (aux) poles + ⏚	**141**
CSS	24 poles + ⏚	**151**
CT, CTSE (16 A)*	24 poles + ⏚	**163**
CQE	46 poles + ⏚	**171**
CQEE	64 poles + ⏚	**177**
CX	4/8 and 6/6 poles + ⏚	**204, 206**
MIXO	6 modules	**262 - 317**

* only for standard insulating version TCHC

refer to CN.19 pages

hoods with 2 levers
top entry, HNBR gasket

FROM JULY 2022

covers
HNBR gasket

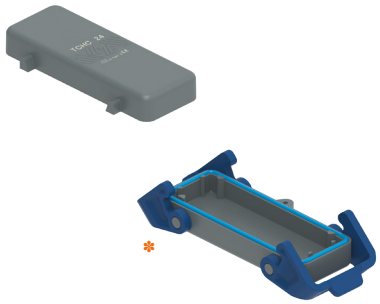

FROM JULY 2022*

description	part No.	entry M	part No. (with eyelet)	part No. (with loop)
with thermoplastic levers and gasket, high construction	**TAVH 24 G32**	32		
with thermoplastic levers and gasket, high construction	**TAVH 24 G40**	40		
with 4 pegs			**TCHC 24**	**TCHC 24 S**
with 2 thermoplastic levers and gasket				**THCH 24 G** *

TAVH G

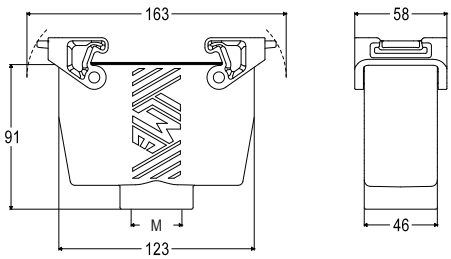

TCHC (S)

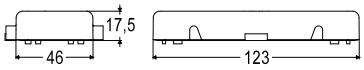

THCH G

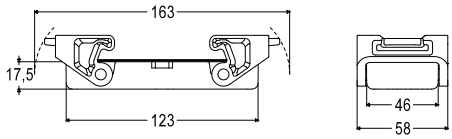

cURus
Type 12 pending

EN 60529 IP66 IP69 IEC 60529 ambient temperature limits -40 °C / +70 °C

For fixing on housings

eyelet

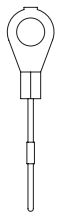

For fixing on hoods

loop

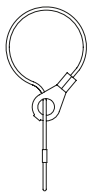

T-TYPE / C for low-temperature HYGIENIC SERIES

inserts		page:
CDD	24 poles + ⏚	**76**
CDS	9 poles + ⏚	**-**
CDSH	9 poles + ⏚	**86**
CDSH NC	6 poles + ⏚	**95**
CNE	6 poles + ⏚	**110**
CSE	6 poles + ⏚	**-**
CSH	6 poles + ⏚	**110**
CSH S	6 poles + ⏚	**122**
CCE	6 poles + ⏚	**130**
CSS	6 poles + ⏚	**148**
CT, CTSE (16 A)*	6 poles + ⏚	**160**
CQE	10 poles + ⏚	**168**
MIXO	2 modules	**262 - 317**

* only for standard insulating version THIH

refer to CN.19 pages

housings with 2 levers
SILICONE gasket



FROM JULY 2022

hoods with 4 pegs

FROM JULY 2022

description	part No.	entry M	part No.	entry M
bulkhead mounting housing with thermoplastic lever	**THIC 06 L**			
surface mounting housing with thermoplastic lever, high construction	**TAPC 06 L25**	25		
surface mounting housing with thermoplastic lever, high construction	**TAPC 06 L32**	32		
with pegs, side entry, high construction			**TMAO 06 L25**	25
with pegs, side entry, high construction			**TMAO 06 L32**	32
with pegs, top entry, high construction			**TMAV 06 L25**	25
with pegs, top entry, high construction			**TMAV 06 L32**	32

panel cut-out for bulkhead mounting housings

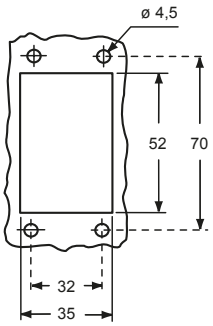

THIC L

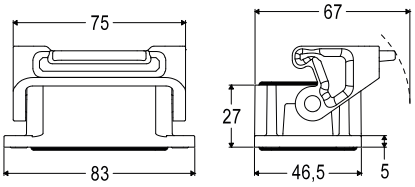

TMAO L

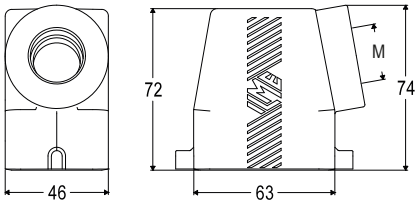

TAPC L

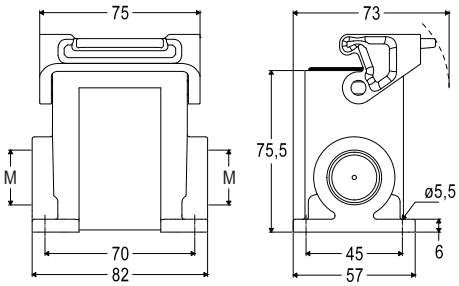

TMAV L

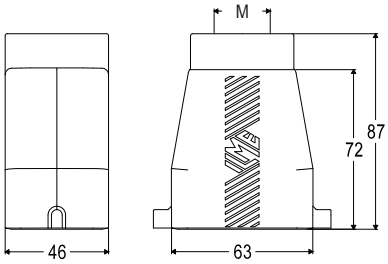

(•) The surface mounting, high construction housings are supplied with an open threaded entry (•) and diametrically opposite a closed threaded entry which can be opened by the user if required (with suitable tool).

cURus
Type 12 pending

EN 60529 IP66 IP69 IEC 60529 ambient temperature limits -50 °C / +70 °C

T-TYPE / C for low-temperature HYGIENIC SERIES

inserts		page:
CDD	24 poles + ⏚	**76**
CDS	9 poles + ⏚	**-**
CDSH	9 poles + ⏚	**86**
CDSH NC	6 poles + ⏚	**95**
CNE	6 poles + ⏚	**110**
CSE	6 poles + ⏚	**-**
CSH	6 poles + ⏚	**110**
CSH S	6 poles + ⏚	**122**
CCE	6 poles + ⏚	**130**
CSS	6 poles + ⏚	**148**
CT, CTSE (16 A)*	6 poles + ⏚	**160**
CQE	10 poles + ⏚	**168**
MIXO	2 modules	**262 - 317**

* only for standard insulating version TCHC

refer to CN.19 pages

hoods with 2 levers, top entry
SILICONE gasket

FROM JULY 2022

covers
SILICONE gasket



FROM JULY 2022*

description	part No.	entry M	part No. (with eyelet)	part No. (with loop)
with thermoplastic lever and gasket, high construction	**TAVC 06 LG25**	25		
with thermoplastic lever and gasket, high construction	**TAVC 06 LG32**	32		
with pegs			**TCHC 06 L**	**TCHC 06 SL**
with thermoplastic lever and gasket				**THCC 06 LG** *

TAVC LG

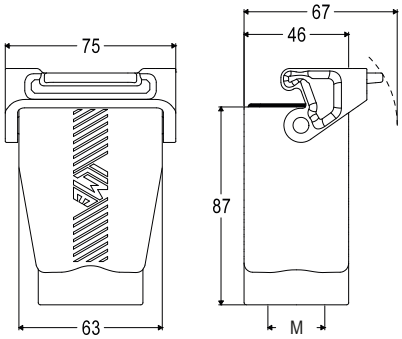

TCHC L (SL)

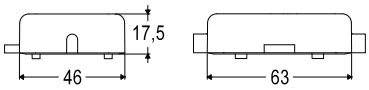

THCC LG

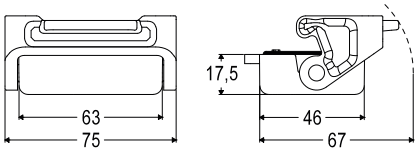

For fixing on housings

eyelet

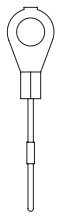

For fixing on hoods

loop

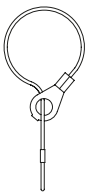

cURus
Type 12 pending

IP66 IP69 EN 60529 IEC 60529 ambient temperature limits -50 °C / +70 °C

T-TYPE / C for low-temperature HYGIENIC SERIES

inserts		page:
CDD	42 poles + ⏚	**78**
CDS	18 poles + ⏚	**-**
CDSH	18 poles + ⏚	**87**
CNE	10 poles + ⏚	**111**
CSE	10 poles + ⏚	**-**
CSH	10 poles + ⏚	**111**
CSH S	10 poles + ⏚	**123**
CCE	10 poles + ⏚	**131**
CMSH	3+2 (aux) poles + ⏚	**136**
CMCE	3+2 (aux) poles + ⏚	**137**
CSS	10 poles + ⏚	**149**
CT, CTSE (16 A)*	10 poles + ⏚	**161**
CQE	18 poles + ⏚	**169**
CX	8/24 poles + ⏚	**194**
MIXO	3 modules	**262 - 317**

* only for standard insulating version THIH

refer to CN.19 pages

housings with 2 levers
SILICONE gasket



FROM JULY 2022

hoods with 4 pegs

FROM JULY 2022

description	part No.	entry M	part No.	entry M
bulkhead mounting housing with thermoplastic levers	**THIC 10**			
surface mounting housing, thermoplastic levers, high construction	**TAPC 10.25**	25		
surface mounting housing, thermoplastic levers, high construction	**TAPC 10.32**	32		
with pegs, side entry, high construction			**TMAO 10.25**	25
with pegs, side entry, high construction			**TMAO 10.32**	32
with pegs, top entry, high construction			**TMAV 10.25**	25
with pegs, top entry, high construction			**TMAV 10.32**	32

panel cut-out for bulkhead mounting housings

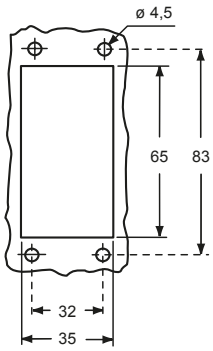

THIC

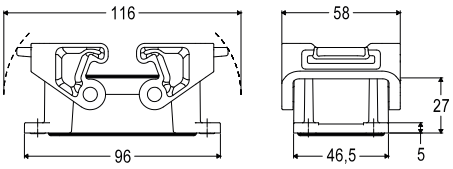

TMAO

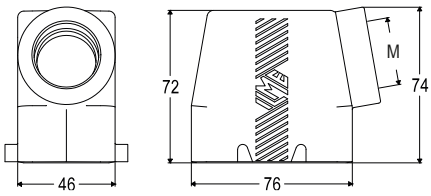

TAPC

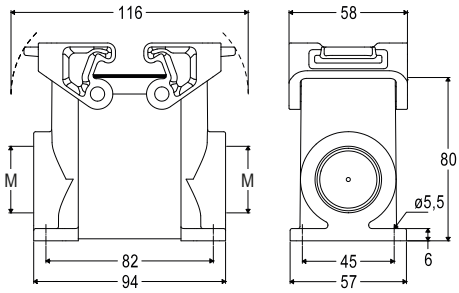

TMAV

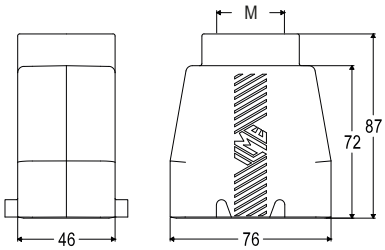

The surface mounting, high construction housings are supplied with an open threaded entry and diametrically opposite a closed threaded entry which can be opened by the user if required (with suitable tool).

cURus
Type 12 pending

EN 60529 IP66 IP69 IEC 60529 ambient temperature limits -50 °C / +70 °C

dimensions shown in mm are not binding and may be changed without notice

T-TYPE / C for low-temperature HYGIENIC SERIES

inserts		page:
CDD	42 poles + ⏚	**78**
CDS	18 poles + ⏚	**-**
CDSH	18 poles + ⏚	**87**
CNE	10 poles + ⏚	**111**
CSE	10 poles + ⏚	**-**
CSH	10 poles + ⏚	**111**
CSH S	10 poles + ⏚	**123**
CCE	10 poles + ⏚	**131**
CMSH	3+2 (aux) poles + ⏚	**136**
CMCE	3+2 (aux) poles + ⏚	**137**
CSS	10 poles + ⏚	**149**
CT, CTSE (16 A)*	10 poles + ⏚	**161**
CQE	18 poles + ⏚	**169**
CX	8/24 poles + ⏚	**194**
MIXO	3 modules	**262 - 317**

* only for standard insulating version TCHC

refer to CN.19 pages

hoods with 2 levers, top entry
SILICONE gasket

FROM JULY 2022

covers
SILICONE gasket



FROM JULY 2022*

description	part No.	entry M	part No. (with eyelet)	part No. (with loop)
with thermoplastic levers and gasket, high construction	**TAVC 10 G25**	25		
with thermoplastic levers and gasket, high construction	**TAVC 10 G32**	32		
with 4 pegs			**TCHC 10**	**TCHC 10 S**
with 2 thermoplastic levers and gasket				**THCC 10 G** *

TAVC G

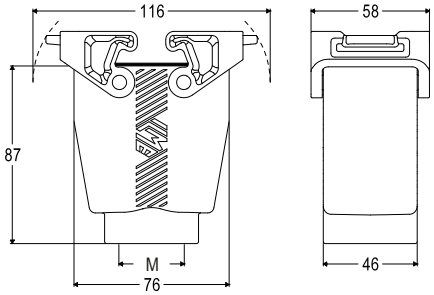

TCHC (S)

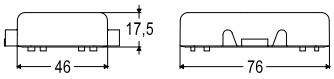

THCC G

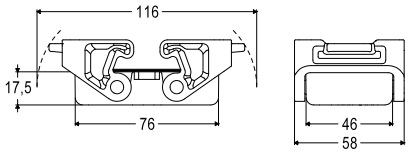

For fixing on housings

eyelet

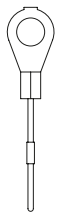

For fixing on hoods

loop

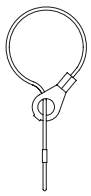

cURus
Type 12 pending

EN 60529 IP66 IP69 IEC 60529 ambient temperature limits -50 °C / +70 °C

T-TYPE / C for low-temperature HYGIENIC SERIES

inserts		page:
CD	40 poles + ⏚	**70**
CDD	72 poles + ⏚	**79**
CDS	27 poles + ⏚	**-**
CDSH	27 poles + ⏚	**88**
CNE	16 poles + ⏚	**112**
CSE	16 poles + ⏚	**-**
CSH	16 poles + ⏚	**112**
CSH S	16 poles + ⏚	**124**
CCE	16 poles + ⏚	**132**
CMSH, CMCE	6+2 (aux) poles + ⏚	**138 - 139**
CSS	16 poles + ⏚	**150**
CT, CTSE (16 A)*	16 poles + ⏚	**162**
CQE	32 poles + ⏚	**170**
CQEE	40 poles + ⏚	**176**
CP	6 poles + ⏚	**178**
CX	6/12, 6/36 and 12/2 poles + ⏚	**197 - 199**
CX	4/0 and 4/2 poles + ⏚	**200 - 201**

* only for standard insulating version THIH

refer to CN.19 pages

housings with 2 levers
SILICONE gasket



FROM JULY 2022

hoods with 4 pegs

FROM JULY 2022

description	part No.	entry M	part No.	entry M
bulkhead mounting housing with thermoplastic levers	**THIC 16**			
surface mounting housing, thermoplastic levers, high construction	**TAPC 16.32**	32		
surface mounting housing, thermoplastic levers, high construction	**TAPC 16.40**	40		
with pegs, side entry, high construction			**TMAO 16.32**	32
with pegs, side entry, high construction			**TMAO 16.40**	40
with pegs, top entry, high construction			**TMAV 16.32**	32
with pegs, top entry, high construction			**TMAV 16.40**	40

panel cut-out for bulkhead mounting housings

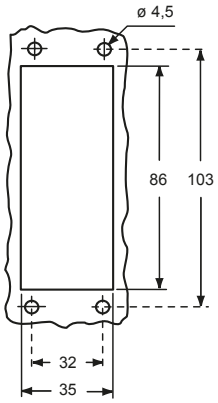

THIC

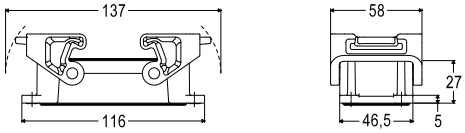

TMAO

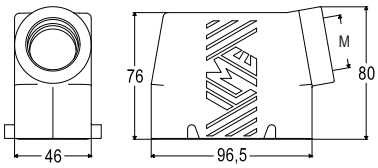

TAPC

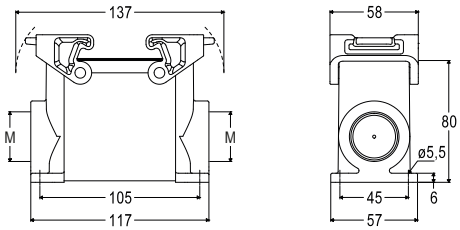

TMAV

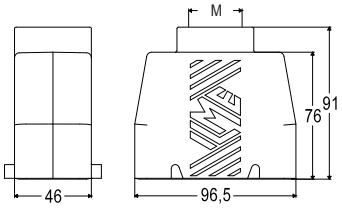

The surface mounting, high construction housings are supplied with an open threaded entry and diametrically opposite a closed threaded entry which can be opened by the user if required (with suitable tool).

cURus
Type 12 pending

EN 60529 IP66 IP69 IEC 60529 ambient temperature limits -50 °C / +70 °C

dimensions shown in mm are not binding and may be changed without notice

T-TYPE / C for low-temperature HYGIENIC SERIES

inserts		page:
CD	40 poles + ⏚	**70**
CDD	72 poles + ⏚	**79**
CDS	27 poles + ⏚	**-**
CDSH	27 poles + ⏚	**88**
CNE	16 poles + ⏚	**112**
CSE	16 poles + ⏚	**-**
CSH	16 poles + ⏚	**112**
CSH S	16 poles + ⏚	**124**
CCE	16 poles + ⏚	**132**
CMSH, CMCE	6+2 (aux) poles + ⏚	**138 - 139**
CSS	16 poles + ⏚	**150**
CT, CTSE (16 A)*	16 poles + ⏚	**162**
CQE	32 poles + ⏚	**170**
CQEE	40 poles + ⏚	**176**
CP	6 poles + ⏚	**178**
CX	6/12, 6/36 and 12/2 poles + ⏚	**197 - 199**
CX	4/0 and 4/2 poles + ⏚	**200 - 201**

* only for standard insulating version THCH

refer to CN.19 pages

hoods with 2 levers, top entry
SILICONE gasket

FROM JULY 2022

covers
SILICONE gasket

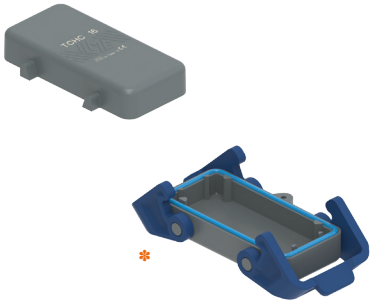

FROM JULY 2022*

description	part No.	entry M	part No. (with eyelet)	part No. (with loop)
with thermoplastic levers and gasket, high construction	**TAVC 16 G32**	32		
with thermoplastic levers and gasket, high construction	**TAVC 16 G40**	40		
with 4 pegs			**TCHC 16**	**TCHC 16 S**
with 2 thermoplastic levers and gasket				**THCC 16 G** *

TAVC G

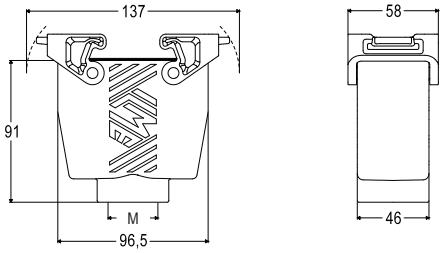

TCHC (S)

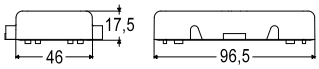

THCC G

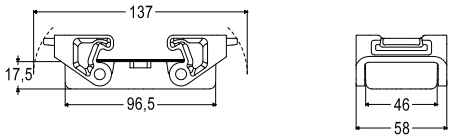

For fixing on housings

eyelet

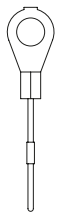

For fixing on hoods

loop

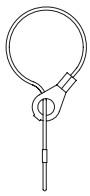

cURus
Type 12 pending

EN 60529 IP66 IP69 IEC 60529 ambient temperature limits -50 °C / +70 °C

T-TYPE / C for low-temperature HYGIENIC SERIES

inserts		page:
CD	64 poles + ⏚	**72**
CDD	108 poles + ⏚	**81**
CDS	42 poles + ⏚	**-**
CDSH	42 poles + ⏚	**89**
CNE	24 poles + ⏚	**113**
CSE	24 poles + ⏚	**-**
CSH	24 poles + ⏚	**113**
CSH S	24 poles + ⏚	**125**
CCE	24 poles + ⏚	**133**
CMSH	10+2 (aux) poles + ⏚	**140**
CMCE	10+2 (aux) poles + ⏚	**141**
CSS	24 poles + ⏚	**151**
CT, CTSE (16 A)*	24 poles + ⏚	**163**
CQE	46 poles + ⏚	**171**
CQEE	64 poles + ⏚	**177**
CX	4/8 and 6/6 poles + ⏚	**204, 206**
MIXO	6 modules	**262 - 317**

* only for standard insulating version THIH

refer to CN.19 pages

housings with 2 levers
SILICONE gasket



FROM JULY 2022

hoods with 4 pegs

FROM JULY 2022

description	part No.	entry M	part No.	entry M
bulkhead mounting housing with thermoplastic levers	**THIC 24**			
surface mounting housing, thermoplastic levers, high construction	**TAPC 24.32**	32		
surface mounting housing, thermoplastic levers, high construction	**TAPC 24.40**	40		
with pegs, side entry, high construction			**TMAO 24.32**	32
with pegs, side entry, high construction			**TMAO 24.40**	40
with pegs, top entry, high construction			**TMAV 24.32**	32
with pegs, top entry, high construction			**TMAV 24.40**	40

panel cut-out for bulkhead mounting housings

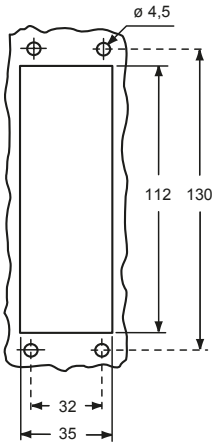

THIC

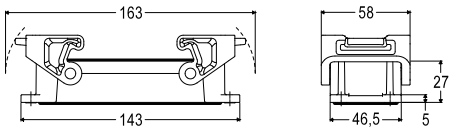

TMAO

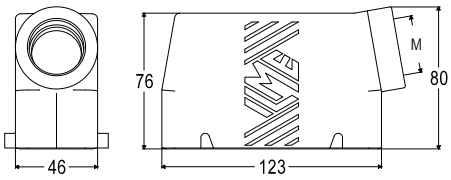

TAPC

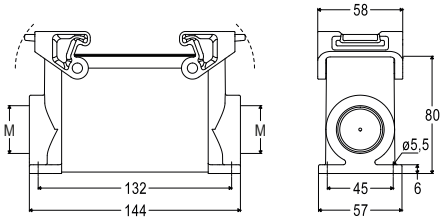

TMAV

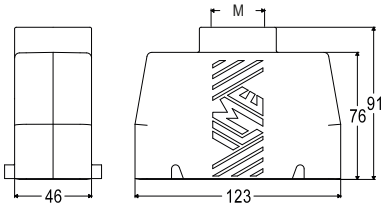

The surface mounting, high construction housings are supplied with an open threaded entry and diametrically opposite a closed threaded entry which can be opened by the user if required (with suitable tool).

cURus
Type 12 pending

EN 60529 IP66 IP69 IEC 60529 ambient temperature limits -50 °C / +70 °C

dimensions shown in mm are not binding and may be changed without notice

T-TYPE / C for low-temperature HYGIENIC SERIES

inserts		page:
CD	64 poles + ⏚	**72**
CDD	108 poles + ⏚	**81**
CDS	42 poles + ⏚	**-**
CDSH	42 poles + ⏚	**89**
CNE	24 poles + ⏚	**113**
CSE	24 poles + ⏚	**-**
CSH	24 poles + ⏚	**113**
CSH S	24 poles + ⏚	**125**
CCE	24 poles + ⏚	**133**
CMSH	10+2 (aux) poles + ⏚	**140**
CMCE	10+2 (aux) poles + ⏚	**141**
CSS	24 poles + ⏚	**151**
CT, CTSE (16 A)*	24 poles + ⏚	**163**
CQE	46 poles + ⏚	**171**
CQEE	64 poles + ⏚	**177**
CX	4/8 and 6/6 poles + ⏚	**204, 206**
MIXO	6 modules	**262 - 317**

* only for standard insulating version TCHC

refer to CN.19 pages

hoods with 2 levers, top entry
SILICONE gasket

FROM JULY 2022

covers
SILICONE gasket

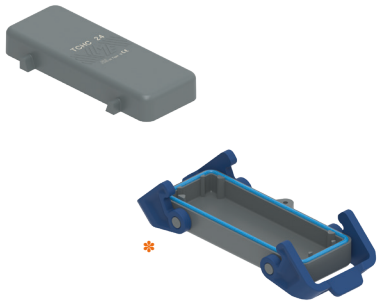

FROM JULY 2022*

description	part No.	entry M	part No. (with eyelet)	part No. (with loop)
with thermoplastic levers and gasket, high construction	**TAVC 24 G32**	32		
with thermoplastic levers and gasket, high construction	**TAVC 24 G40**	40		
with 4 pegs			**TCHC 24**	**TCHC 24 S**
with 2 thermoplastic levers and gasket				**THCC 24 G** *

TAVC G

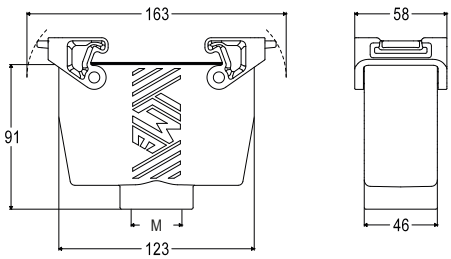

TCHC (S)

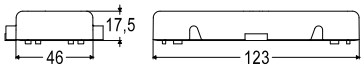

THCC G

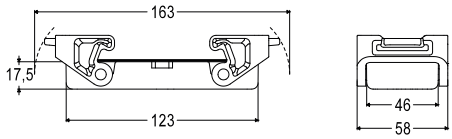

For fixing on housings

eyelet

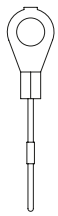

For fixing on hoods

loop

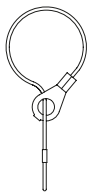

cURus
Type 12 pending

EN 60529 IP66 IP69 IEC 60529 ambient temperature limits -50 °C / +70 °C

GRADO DI PROTEZIONE

La custodia fissa, la guarnizione di tenuta e il meccanismo di chiusura del connettore proteggono il collegamento da influenze esterne come urti meccanici, corpi estranei, umidità, polvere, acqua o altri fluidi come detergenti e refrigeranti, oli, ecc. Il grado di protezione della custodia fissa è spiegato nelle norme IEC 60529, DIN EN 60529, che classificano le custodie in base alla protezione dai corpi estranei e dall'acqua.
La tabella che segue illustra la **Guida alla classificazione IP (Ingress Protection)**.

PRIMO numero del grado	Grado di protezione **SOLIDI**	
0		Nessuna protezione
1	mm 50	Protetto dall'accesso alle parti pericolose con il dorso della mano ed dall'accesso di corpi estranei solidi di Ø 50 mm o superiore
2	mm 12	Protetto dall'accesso alle parti pericolose con un dito e dall'accesso di corpi estranei solidi di Ø 12,5 mm o superiore
3		Protetto dall'accesso alle parti pericolose con un attrezzo e dall'accesso di corpi estranei solidi di Ø 2,5 mm o superiore
4		Protetto dall'accesso alle parti pericolose con un filo e dall'accesso di corpi estranei solidi di Ø 1,0 mm o superiore
5		Protetto dall'accesso alle parti pericolose con un filo, a tenuta di polvere (nessun deposito di polvere pericoloso)
6		Protetto dall'accesso alle parti pericolose con un filo, a tenuta stagna di polvere (protezione totale contro la polvere)

SECONDO numero del grado	Grado di protezione **ACQUA**	
0		Nessuna protezione
1		Protetto contro la caduta verticale di gocce d'acqua
2	15°	Protetto contro la caduta verticale di gocce d'acqua quando la custodia è inclinata fino a 15° (su entrambi i lati della verticale)
3		Protetto contro acqua nebulizzata (quando la custodia è inclinata fino a 60° su entrambi i lati della verticale)
4		Protetto contro gli spruzzi d'acqua da qualsiasi direzione
5		Protetto contro getti d'acqua da qualsiasi direzione
6		Protetto contro getti d'acqua ad alta pressione da qualsiasi direzione (come onde di mare)
7	30' m 1	Protetto contro gli effetti dell'immersione temporanea in acqua a una profondità massima di 1 metro per 30 minuti
8		Protetto contro gli effetti dell'immersione continua in acqua a profondità e/o durata concordate; più rigoroso del numero 7
9		Protetto contro getti d'acqua ad alta pressione e temperatura da qualsiasi direzione

ESEMPI DI CLASSIFICAZIONE

IP 6 5

Descrizione secondo IEC 60529

PASSAGGIO DA FILETTATURE PG A FILETTATURE METRICHE

Dopo il 31 dicembre 1999 la norma tedesca di sicurezza DIN VDE 0619 (1987-09) e le norme ivi richiamate - DIN 46319 per le dimensioni con filettatura metrica e DIN 46320 (T1-T4), DIN 46255 e DIN 46259 per le dimensioni con filettatura Pg (Panzerrohr-Gewinde = letteralmente ”filettatura per tubi corazzati”) - sono state ritirate e dal 1° gennaio 2000 per le nuove costruzioni è in vigore la norma Europea EN 50262 “Pressacavi metrici per installazioni elettriche”.

Tale norma definisce per i pressacavi le nuove grandezze con filettatura metrica secondo la norma EN 60423 e stabilisce le prescrizioni di sicurezza.

Non specifica le dimensioni, quali ad esempio la grandezza della chiave di serraggio, la diagonale di ingombro, né le dimensioni delle guarnizioni di tenuta, come facevano le norme DIN ritirate per i pressacavi Pg.

Essa è definitivamente entrata in vigore il 1° aprile 2001 con il ritiro delle norme nazionali contrastanti.

Valida in tutti i Paesi membri del CENELEC (Comitato Europeo per la Normazione Elettrica) e la sua pubblicazione ha imposto per i connettori multipolari per usi industriali l’ampliamento dell’offerta a nuove versioni di custodie con uscita cavo predisposta per pressacavi metrici.

NOTA – Nel 2016 la nuova norma EN 62444:2013 “Pressacavi per installazioni elettriche” ha sostituito la precedente coprendo solo pressacavi con filettatura metrica il cui range è ora da M6 a M110 (precedentemente fino a M75).

I costruttori di pressacavi hanno affiancato alle serie con grandezze Pg, per la loro graduale sostituzione, nuove serie metriche. Il periodo di transizione indicato nella norma avrebbe dovuto terminare il 1° marzo 2001, data dopo la quale l’impiego di dispositivi di ingresso cavi con filettatura Pg e conseguentemente di custodie predisposte con filettature Pg avrebbe dovuto aver termine nelle nuove installazioni. È tuttavia possibile continuare a utilizzare sia i dispositivi di uscita cavo che le relative custodie con filettatura Pg come parti di ricambio. Per la marcatura **CE** obbligatoria di tali articoli è sufficiente il rispetto delle condizioni di sicurezza richieste dalla Direttiva Bassa Tensione, tuttavia il rispetto dei requisiti di sicurezza della norma EN 62444 fornisce la presunzione di conformità.

Per distinguere le custodie mobili e le custodie fisse da parete con uscite metriche dalle rispettive versioni Pg (identificate da un precodice C), i tipi metrici ILME sono identificati da un precodice M. La seguente tabella di trasposizione indica la regola di corrispondenza adottata nella maggior parte dei casi da ILME per la creazione delle nuove versioni metriche.

Tabella di trasposizione Pg → metrica

Pg	Metrica
Pg 11	M20
Pg 13.5	M20
Pg 16	M20
Pg 21	M25
Pg 29	M32
Pg 36	M40
Pg 42	M50

Diametro dei cavi utilizzabili con i pressacavi ILME

∅ in mm	Filettatura metrica				
Serie	**20**	**25**	**32**	**40**	**50**
AS M..P	6 - 12,5	10 - 18	14 - 24	15 - 24	23 - 30
AS M..E	8 - 12,5	13,5 - 18	17 - 24	—	—
AG M..T	6 - 8 -10	11 - 14 - 17	19 - 21 -24	26 - 29 - 32	35 - 38 - 41
AG M..I	5 - 12,5	9 - 18	14 - 25	18 - 32	24 - 38,5
AG M..R	6 - 8 -10	11 - 14 - 17	19 - 21 - 24	—	—

Per maggiori informazioni consultare il catalogo tecnico su www.ilme.com